



**THE COMPREHENSIVE PLANNING COMMITTEE  
P.O. BOX 307  
BERLIN, NEW YORK 12022**

Dear Resident:

We need your help! As a resident of the town we need to know how you see your town now and your vision of the town in the future.

The Comprehensive Planning Committee was formed in October 2006 and its members (listed below) are a cross section of town residents appointed to compile a plan for the future growth of the community. When the plan is completed it will be adopted by the town government and then used as a policy guide for the development of the community. Also, funding and grants are more readily available to towns that have adopted a comprehensive plan.

One of the most important aspects of the plan is the input of the town residents. The enclosed survey will help the community in the plan development process. The survey should take about 10 minutes to complete. When completed please put in the enclosed, addressed envelope and mail, or drop in any of the marked boxes placed around town.

After the surveys have been compiled, the Comprehensive Planning Committee will be holding many public meetings that will address the results of the surveys. These meetings will be widely publicized in the local papers and posters placed around the community.

This is your plan. The Comprehensive Planning Committee is committed to preparing a plan that addresses the concerns, hopes and desires of the residents of the community. Please encourage your family and friends to participate in this process.

Thank you,

**Comprehensive Planning Committee**

Tara Cinney – Chairperson	Sheila Hewitt
John Cornwall	Robert Jaeger
Francesca Cote	Eric Katz
Pam Gerstel	Ann Maxon
Maryellen Gilroy	Jim Saunders
Kent Goodermote	Sylvia Thompson
Carl Greene	Tom Thornbury
Morgan Hartman	Susan Womersley

1. Age
 

<input type="radio"/> 17 & under	<input type="radio"/> 35-44	<input type="radio"/> 65-74
<input type="radio"/> 18-24	<input type="radio"/> 45-54	<input type="radio"/> 75 & older
<input type="radio"/> 25-34	<input type="radio"/> 55-64	
  
2. Gender
 

<input type="radio"/> Male	<input type="radio"/> Female
----------------------------	------------------------------
  
3. Please choose the following option that best describes you.
 

<input type="radio"/> I live in Berlin	<input type="radio"/> I work in Berlin
<input type="radio"/> I live and work in Berlin	<input type="radio"/> I am a regular visitor to Berlin
<input type="radio"/> I live in Berlin and work elsewhere	<input type="radio"/> I have a seasonal home in Berlin
  
4. How long have you lived in Berlin?
 

<input type="radio"/> Less than 1 year	<input type="radio"/> 20 + years
<input type="radio"/> 1-5 years	<input type="radio"/> Own property in Berlin, but live elsewhere
<input type="radio"/> 5-10 years	
<input type="radio"/> 10-20 years	
  
5. What section of Berlin do you live in? Please refer to enclosed map.
 

<input type="radio"/> A	<input type="radio"/> C
<input type="radio"/> B	<input type="radio"/> D
  
6. What section of Berlin do you live in?
 

<input type="radio"/> The village of Berlin	<input type="radio"/> Cherry Plain Center
<input type="radio"/> The outskirts of Berlin	<input type="radio"/> The outskirts of Cherry Plain
  
7. What brought you to Berlin?
 

<input type="radio"/> Born and/or raised	<input type="radio"/> Country atmosphere
<input type="radio"/> Proximity to employment	<input type="radio"/> Cost of housing
<input type="radio"/> Recreational activities	<input type="radio"/> Other: _____
  
8. Below, put a check mark next to any groups in which you have taken part in the past six months. (Please select only those groups that meet in or near Berlin)
  - Church or other place of worship
  - Adult sports or outdoor organization
  - Youth organization like youth sports leagues, scouting, 4-H, etc
  - Parent's organization
  - Clubs or organizations for older people
  - Charity or social welfare organization
  - Public interest groups, political clubs or party committee
  - Hobby, investment or garden club or committee
  - Other: \_\_\_\_\_

9. In the last five years, do you think the Berlin area became a better place to live, a worse place to live, or stayed the same?

- Better
- Worse
- Same
- I have not been here for the last five years

Comments: \_\_\_\_\_

10. How would you rate the following services in Berlin? 1 being inadequate and 5 being excellent.

	Inadequate	Below Average	Average	Above Average	Excellent
Community Building	1	2	3	4	5
Street Maintenance	1	2	3	4	5
Snow removal	1	2	3	4	5
Fire Protection	1	2	3	4	5
Police Protection	1	2	3	4	5
Ambulance Service	1	2	3	4	5
Building Inspection	1	2	3	4	5
Animal Control	1	2	3	4	5
Other Code Enforcement	1	2	3	4	5
Parks & Recreational Areas	1	2	3	4	5
Street Lighting	1	2	3	4	5
Sidewalks	1	2	3	4	5

11. How do you feel about the overall appearance of housing in Berlin?

- Good
- Average
- Poor
- No opinion

12. Compared to the region, do you feel the purchase price of housing in Berlin is:

- Very affordable
- Average
- Above average
- Expensive
- No opinion

13. What businesses/services would you like to see (more of) in Berlin?

- Grocery store
- Banking/Financial services
- Hardware/Lumber stores
- Entertainment
- Senior Housing
- Cell Service
- Health Care
- Auto Services
- Clothing Store
- Pharmacy
- Restaurant/Eateries
- Other \_\_\_\_\_

14. In your opinion, what are the top five key issues affecting the future of Berlin? Please rank 1 – 5. 1 = Highest

- \_\_\_ Environmental Protection/Conservation
- \_\_\_ Cultural/Arts Development
- \_\_\_ Access to Sports and Recreational Facilities
- \_\_\_ Tourism
- \_\_\_ Employment Opportunities
- \_\_\_ Development of the Village
- \_\_\_ Education
- \_\_\_ Housing Development Growth
- \_\_\_ Crime
- \_\_\_ Managing Population Growth
- \_\_\_ Affordable Housing
- \_\_\_ Historical Preservation
- \_\_\_ Community and Health Services
- \_\_\_ Community Pride
- \_\_\_ Improving the Tax Base
- \_\_\_ Farming/Agricultural Preservation
- \_\_\_ Other \_\_\_\_\_

15. How would you rate the following housing types in Berlin? 1 being inadequate and 5 being excellent

	Inadequate	Below Average	Average	Above Average	Excellent
Availability of housing for the elderly	1	2	3	4	5
Quality of housing for the elderly	1	2	3	4	5
Availability of affordable housing	1	2	3	4	5
Quality of affordable housing	1	2	3	4	5
Availability of affordable rental housing	1	2	3	4	5
Quality of affordable rental housing	1	2	3	4	5
Availability of low income housing	1	2	3	4	5
Quality of low income housing	1	2	3	4	5

16. Do you agree or disagree with the following statements about Berlin? 1 being strongly disagree and 5 being strongly agree

Berlin has...	Strongly Disagree	Slightly Disagree	Agree	Slightly Agree	Strongly Agree
Adequate Public Transportation	1	2	3	4	5
Plenty of available jobs	1	2	3	4	5
Affordable cost of living	1	2	3	4	5
A strong sense of community	1	2	3	4	5
Good community facilities and infrastructure	1	2	3	4	5
A low crime rate	1	2	3	4	5
Adequate health services	1	2	3	4	5
Adequate accommodations for visitors and tourists	1	2	3	4	5
Adequate community services for adults	1	2	3	4	5
Adequate community services for youth	1	2	3	4	5
A family friendly atmosphere	1	2	3	4	5
Religious Diversity	1	2	3	4	5

17. Do you agree or disagree with the following statements. 1 being strongly disagree and 5 being strongly agree

	Strongly Disagree	Slightly Disagree	Agree	Slightly Agree	Strongly Agree
Increased commercial development would be good for Berlin	1	2	3	4	5
Increased residential development would be good for Berlin	1	2	3	4	5
Strengthened agricultural development would be good for Berlin	1	2	3	4	5

18. In the next five years, do you think the Berlin area will become a better place to live, a worse place to live, or will it stay the same?

- Better
- Worse
- Same

19. Please feel free to add any additional comments:

---



---



---

Please mail to:

Comprehensive Planning Committee  
P.O. Box 307  
Berlin, NY 12022

OR

Drop off at:

- Bank of America, Berlin Branch
- Berlin Free Town Library
- Berlin Town Clerk's Office

**Your response is requested by:**



**Question 1**

<b>Age</b>	<b>17 &amp; under</b>	<b>18-24</b>	<b>25-34</b>	<b>35-44</b>	<b>45-54</b>	<b>55-64</b>	<b>65-74</b>	<b>75 &amp; up</b>	
# Respondents	1	2	2	19	38	35	26	20	<b>140</b>
%	1	1	1	14	27	25	19	14	

**Question 2**

<b>Gender</b>	<b>Male</b>	<b>Female</b>	
# Respondents	82	61	<b>143</b>
%	57	43	

**Question 3**

<b>Community Involvement Level</b>	<b>Live</b>	<b>L &amp; W Berlin</b>	<b>L &amp; W Else</b>	<b>Work Berlin</b>	<b>Visit</b>	<b>Seasonal</b>	
# Respondents	25	15	45	0	9	35	<b>129</b>
%	19	12	35	0	7	27	

**Question 4**

<b>Length of Residency</b>	<b>&lt; 1 year</b>	<b>1-5 years</b>	<b>5-10 years</b>	<b>10-20 years</b>	<b>20+ years</b>	<b>Own &amp; live else</b>	
# Respondents	0	17	12	14	73	33	<b>149</b>
%	0	11	8	9	49	22	

**Question 5** Not relevant for this purpose

**Question 6**

<b>Section of Berlin</b>	<b>Village</b>	<b>Outskirts B</b>	<b>CPC</b>	<b>Outskirts CP</b>	
# Respondents	37	88	0	0	<b>125</b>
%	30	70	0	0	

**Question 7**

<b>What brought you to Berlin?</b>	<b>Born and/or Raised</b>	<b>Proximity to Employment</b>	<b>Recreational Activities</b>	<b>Country Atmosphere</b>	<b>Cost</b>	<b>Other</b>	
# Respondents	50	8	12	42	18	23	<b>153</b>
%	33	5	8	27	12	15	

**Question 8**

<b>Annual Activities</b>	<b>Church</b>	<b>Adult Sport</b>	<b>Youth Org.</b>	<b>Parents Org.</b>	<b>Club</b>	<b>Charity</b>	<b>Public Interest</b>	<b>Hobby Org.</b>	<b>Other</b>	
# Respondents	47	12	20	5	6	5	18	10	22	<b>145</b>
%	32	8	14	3	4	3	12	7	15	

<b>Question 9</b>						
<b>Past 5 years</b>	<b>Better</b>	<b>Worse</b>	<b>Same</b>	<b>Not Here</b>		
<b># Respondents</b>	20	43	55	9	<b>127</b>	
<b>%</b>	16	34	43	7		
<b>Question 10</b>						
	<b>Rate Services</b>					
	<b>Inadequate</b>	<b>Below Avg.</b>	<b>Avg.</b>	<b>Above Avg.</b>	<b>Excellent</b>	
<b>Community Bldg.</b>	19	29	52	6	5	<b>111</b>
<b>%</b>	17	26	47	5	5	
<b>Street Maintenance</b>	5	17	58	28	6	<b>114</b>
<b>%</b>	4	15	51	25	5	
<b>Snow Removal</b>	4	7	45	36	16	<b>108</b>
<b>%</b>	4	6	42	33	15	
<b>Fire Protection</b>	2	4	44	29	25	<b>104</b>
<b>%</b>	2	4	42	28	24	
<b>Police Protection</b>	24	33	34	9	7	<b>107</b>
<b>%</b>	22	31	32	8	7	
<b>Ambulance Service</b>	4	7	38	29	20	<b>98</b>
<b>%</b>	4	7	39	30	20	
<b>Bldg. Inspection</b>	7	8	62	14	7	<b>98</b>
<b>%</b>	7	8	63	14	7	
<b>Animal Control</b>	4	8	54	21	14	<b>101</b>
<b>%</b>	4	8	53	21	14	
<b>Other Code Enforce.</b>	4	13	51	7	5	<b>80</b>
<b>%</b>	5	16	64	9	6	
<b>Parks and Rec.</b>	21	21	39	11	6	<b>98</b>
<b>%</b>	21	21	40	11	6	
<b>Street Lighting</b>	3	16	62	14	7	<b>102</b>
<b>%</b>	3	16	61	14	7	
<b>Sidewalks</b>	10	29	49	13	6	<b>107</b>
<b>%</b>	9	27	46	12	6	
<b>Question 11</b>						
<b>Overall Appearance</b>	<b>Good</b>	<b>Average</b>	<b>Poor</b>	<b>No Opinion</b>		
<b># Respondents</b>	11	51	49	10	<b>121</b>	
<b>%</b>	9	42	40	8		
<b>Question 12</b>						
<b>Price of Housing</b>	<b>Very Afford.</b>	<b>Avg.</b>	<b>Above Avg.</b>	<b>Expensive</b>	<b>No Opinion</b>	
<b># Respondents</b>	20	54	13	7	28	<b>122</b>
<b>%</b>	16	44	11	6	23	

<b>Question 13 Needed Businesses</b>	<b>Grocery</b>	<b>Banking</b>	<b>Hardware</b>	<b>Entertain.</b>	<b>Sr. Housing</b>	<b>Cell</b>	<b>Health Care</b>	<b>Auto Service</b>	<b>Clothing</b>	<b>Rx</b>	<b>Rest.</b>	<b>Other</b>
# Respondents	59	20	59	40	35	85	57	28	12	50	78	6
%	11	4	11	8	7	16	11	5	2	9	15	1

# Respondents 529  
%

<b>Question 15</b>	<b>Rate Housing</b>					
	<b>Inadequate</b>	<b>Below Avg.</b>	<b>Average</b>	<b>Above Avg.</b>	<b>Excellent</b>	
<b>Avail. Elderly</b>	38	32	21	1	0	92
%	41	35	23	1	0	
<b>Quality Elderly</b>	32	31	24	1	0	88
%	36	35	27	1	0	
<b>Avail. Afford. House</b>	5	22	57	2	1	87
%	6	25	66	2	1	
<b>Qual. Afford. House</b>	4	29	49	4	0	86
%	5	34	57	5	0	
<b>Avail. Afford. Rent</b>	9	36	44	13	0	102
%	9	35	43	13	0	
<b>Qual. Afford. Rent</b>	12	38	36	3	0	89
%	13	43	40	3	0	
<b>Avail. Low Income</b>	19	30	31	4	1	85
%	22	35	36	5	1	
<b>Qual. Low Income</b>	23	26	27	1	1	78
%	29	33	35	1	1	

<b>Question 16</b>	<b>Rate Statements</b>					
	<b>St. Disagree</b>	<b>Slightly Dis.</b>	<b>Agree</b>	<b>Slightly Agree</b>	<b>St. Agree</b>	
<b>Adequate Public Trans.</b>	78	20	12	2	1	113
%	69	18	11	2	1	
<b>Available Jobs</b>	74	25	5	1	1	106
%	70	24	5	1	1	
<b>Affordable C.O.L.</b>	18	30	46	6	5	105
%	17	29	44	6	5	
<b>Good Comm. Facilities</b>	18	32	30	16	20	116
%	16	28	26	14	17	
<b>Low Crime Rate</b>	20	24	35	8	11	98
%	20	24	36	8	11	
<b>Adq. Health Services</b>	27	27	28	15	12	109
%	25	25	26	14	11	

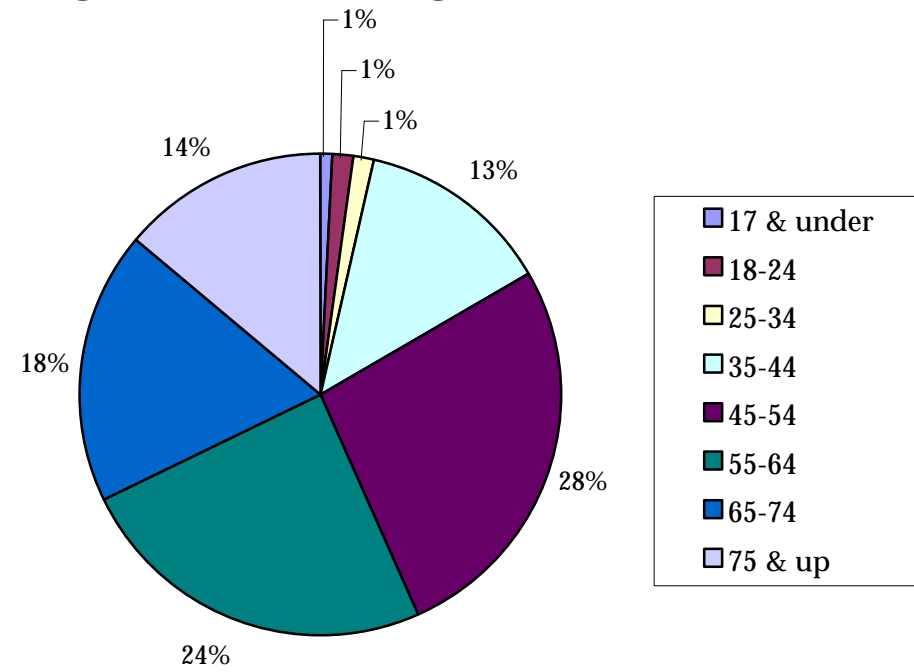
<b>Adq. Visitor Accomodations</b>	57	35	15	1	0	<b>108</b>
%	53	32	14	1	0	
<b>Adq. Adult Comm. Services</b>	39	36	20	1	1	<b>97</b>
%	40	37	21	1	1	
<b>Adq. Youth Comm. Services</b>	28	29	29	2	4	<b>92</b>
%	30	32	32	2	4	
<b>Family Friendly</b>	24	35	30	12	7	<b>108</b>
%	22	32	28	11	6	
<b>Religious Diversity</b>	9	14	49	12	23	<b>107</b>
%	8	13	46	11	21	

Question 17	Rate Statements					
	St. Disagree	Slightly Dis.	Agree	Slightly Agree	St. Agree	
<b>Community Development</b>	12	7	42	18	43	<b>122</b>
	10	6	34	15	35	
<b>Residential Development</b>	11	24	44	18	25	<b>122</b>
	9	20	36	15	20	
<b>Agricultural Development</b>	5	5	44	24	44	<b>122</b>
	4	4	36	20	36	

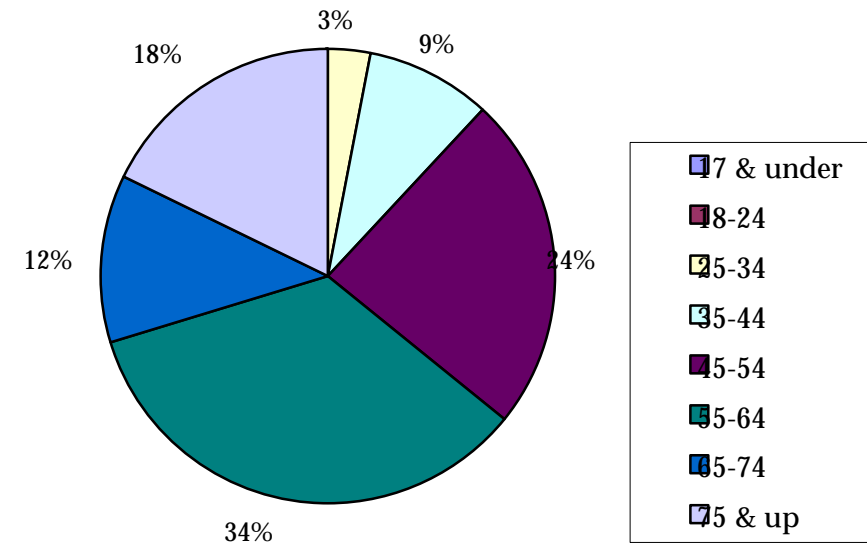
Question 18	Better	Worse	Same	
<b>Next 5 years</b>	37	27	50	<b>114</b>
<b># Respondents</b>				
%	32	24	44	

**Question 19**  
**Comments**

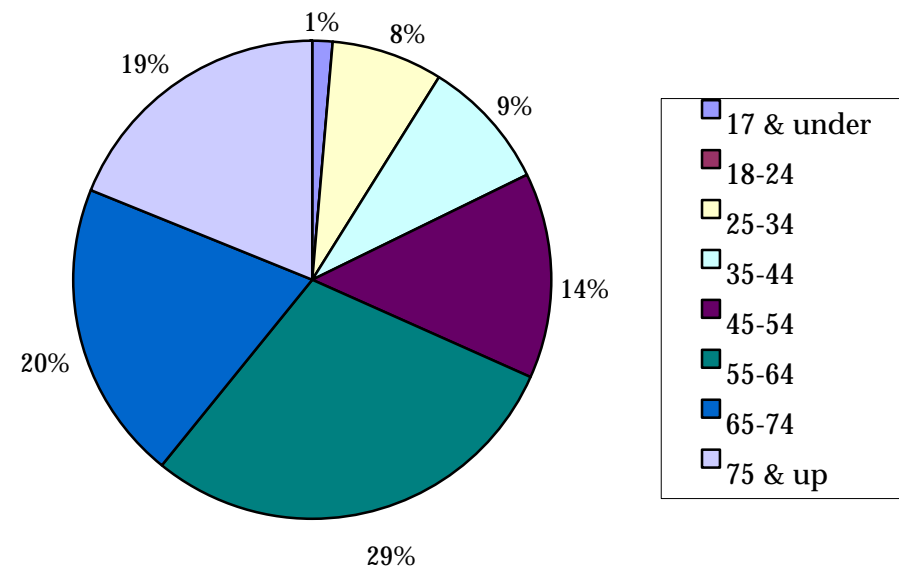
**Age Distribution - Neighborhood A**



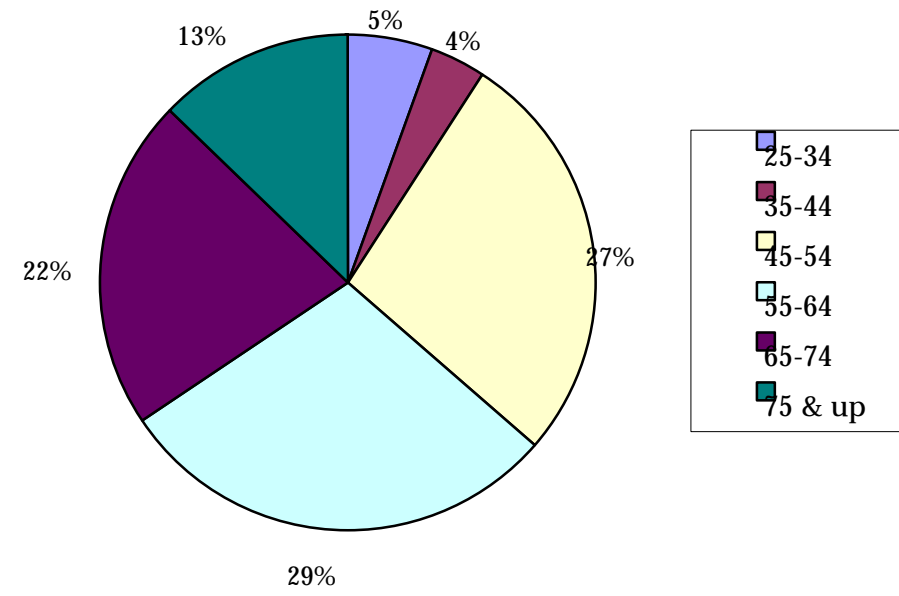
**Neighborhood C - Age Distribution**



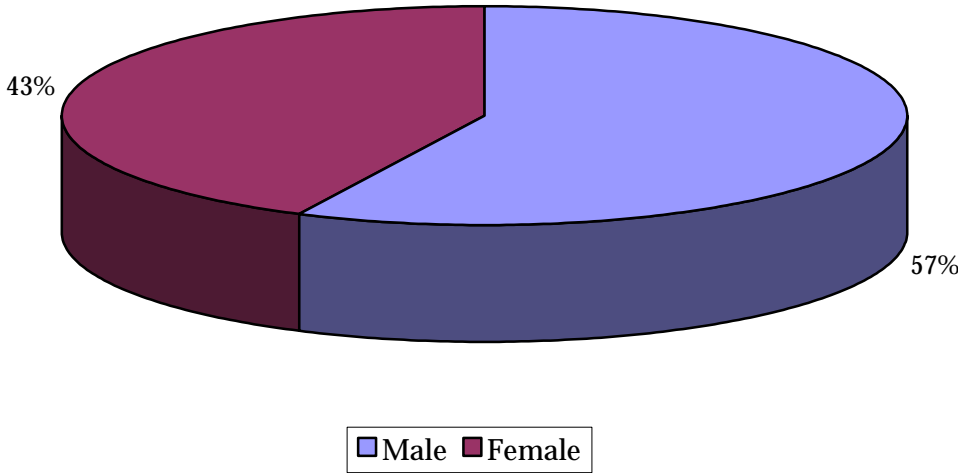
**Age Distribution - Neighborhood B**



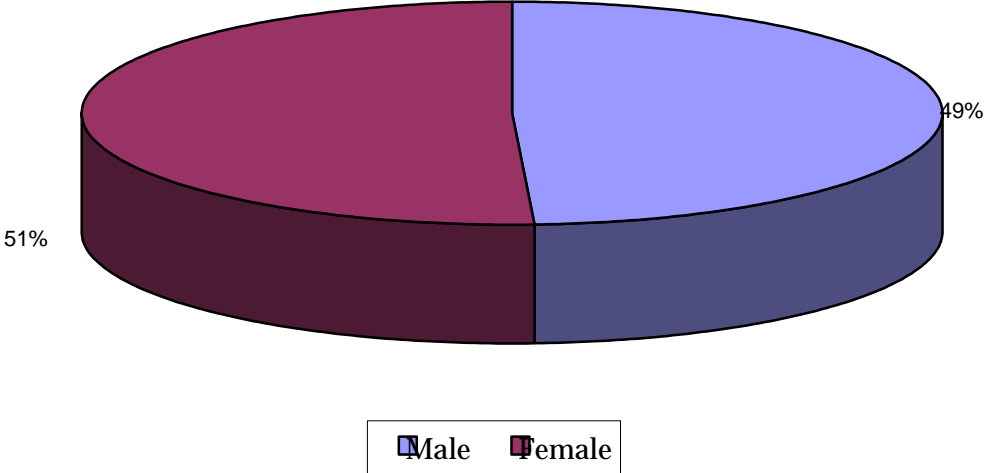
**Age Distribution - Neighborhood D**



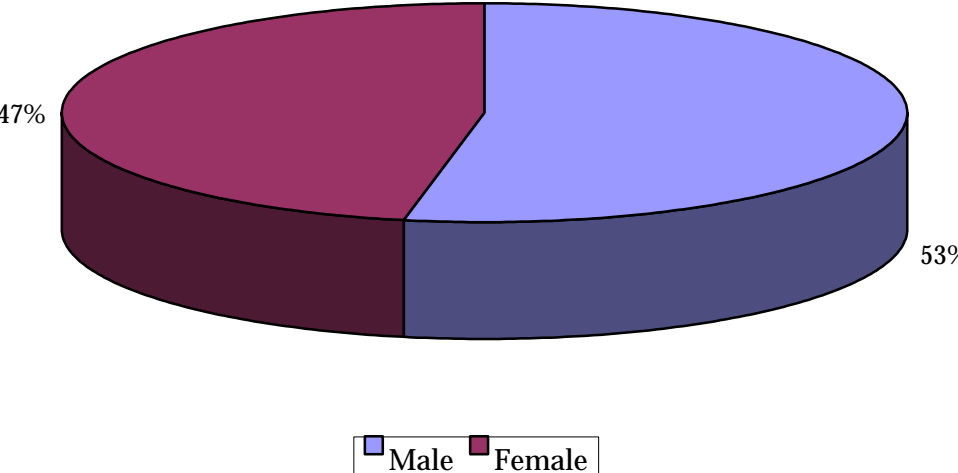
**Gender Distribution - Neighborhood A**



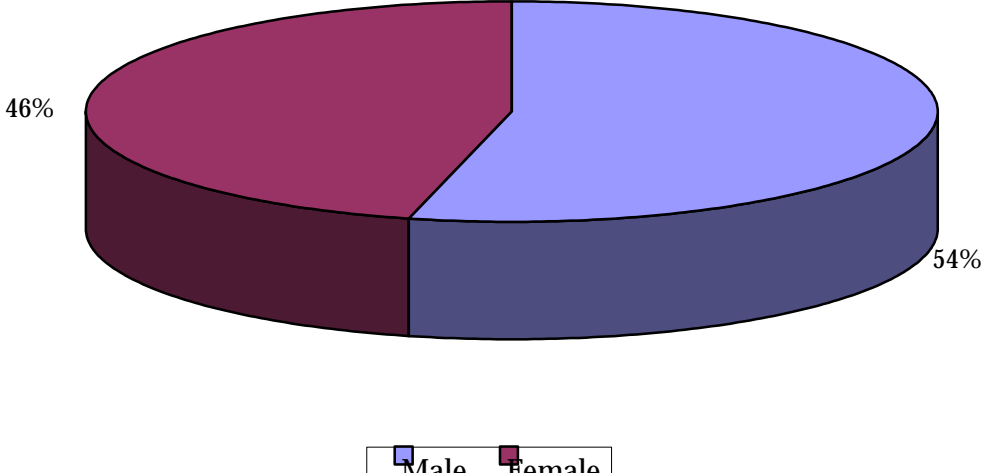
**Gender Distribution - Neighborhood C**



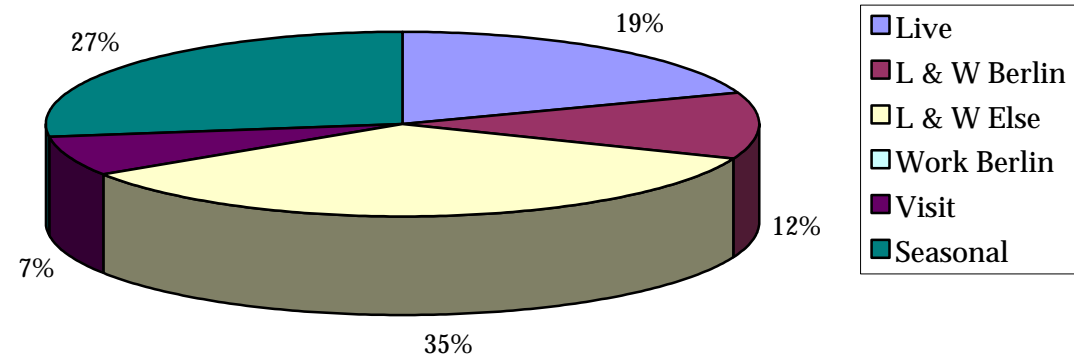
**Gender Distribution - Neighborhood B**



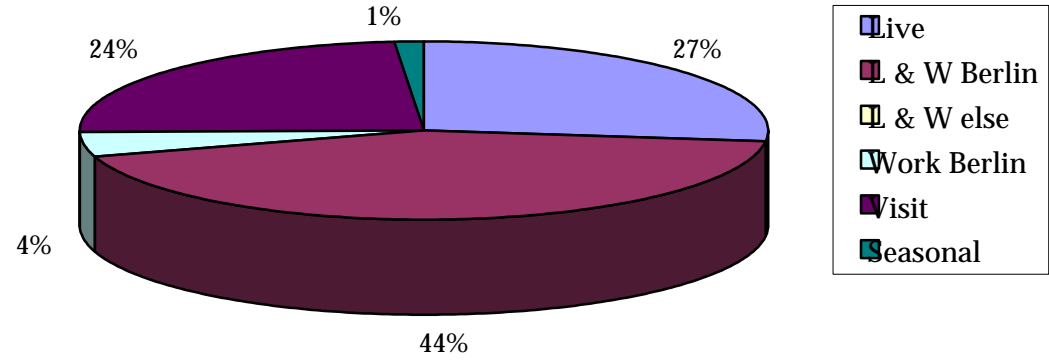
**Gender Distribution - Neighborhood D**



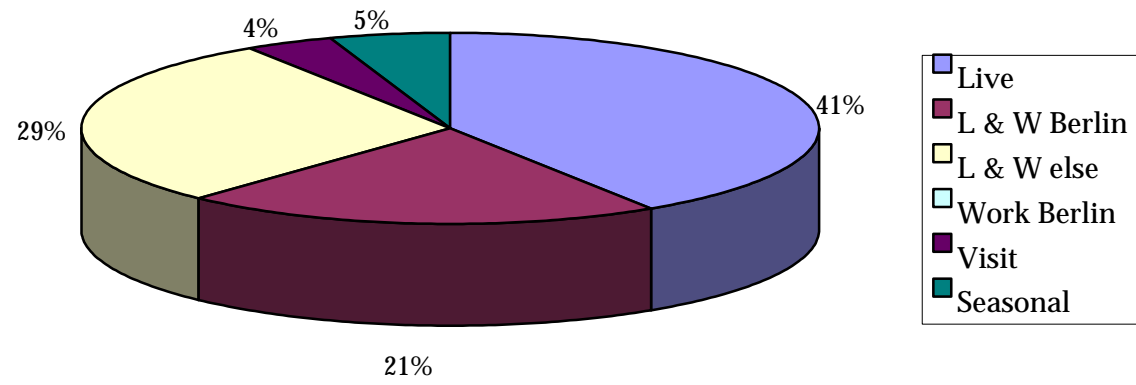
**Community Involvement Level - Neighborhood A**



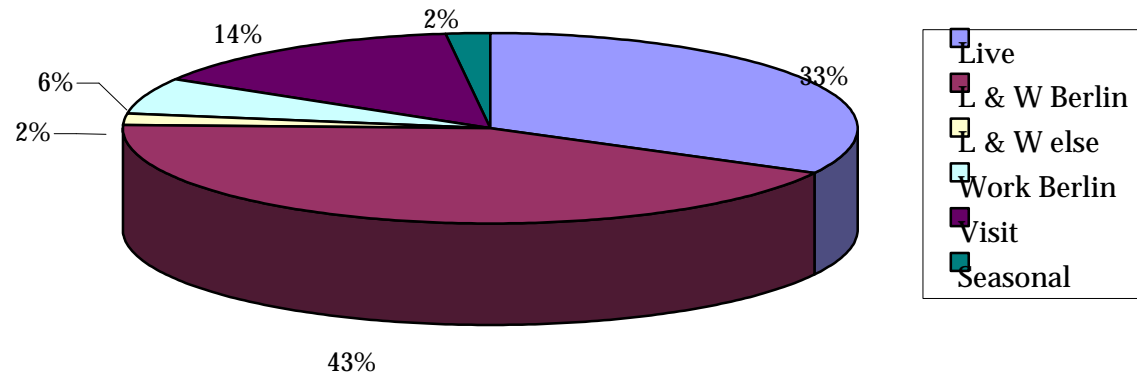
**Community Involvement Level - Neighborhood C**



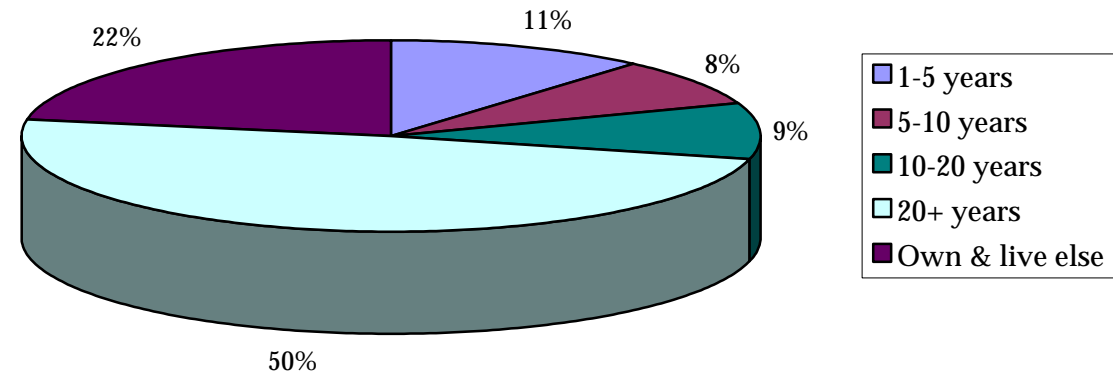
**Community Involvement Level - Neighborhood B**



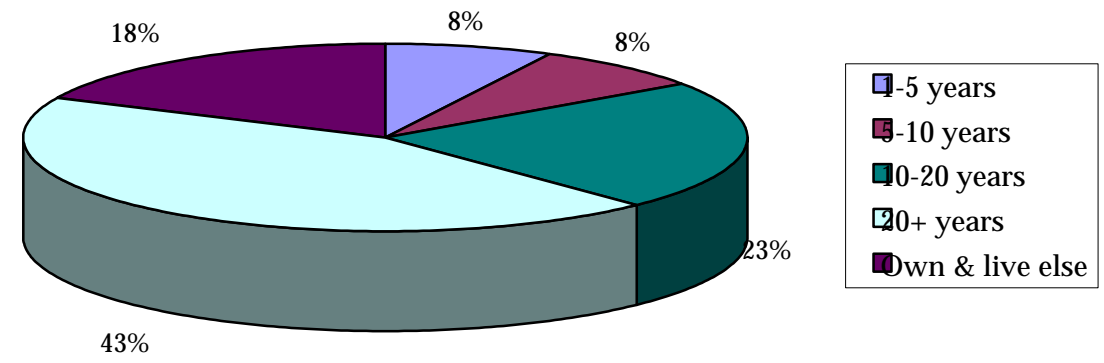
**Community Involvement Level - Neighborhood D**



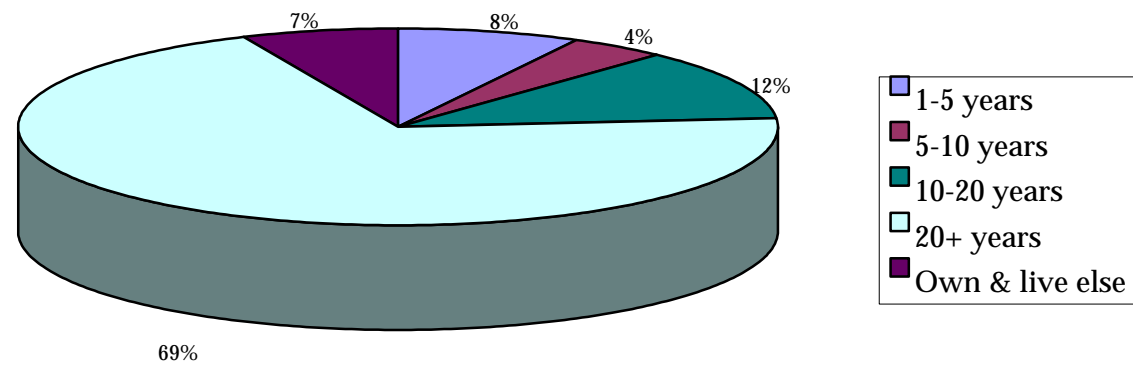
**Length Of Residency - Neighborhood A**



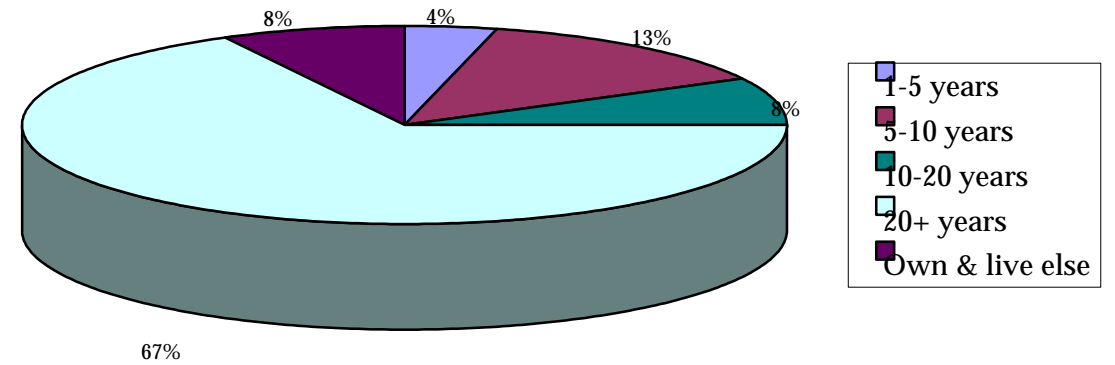
**Length of Residency - Neighborhood C**



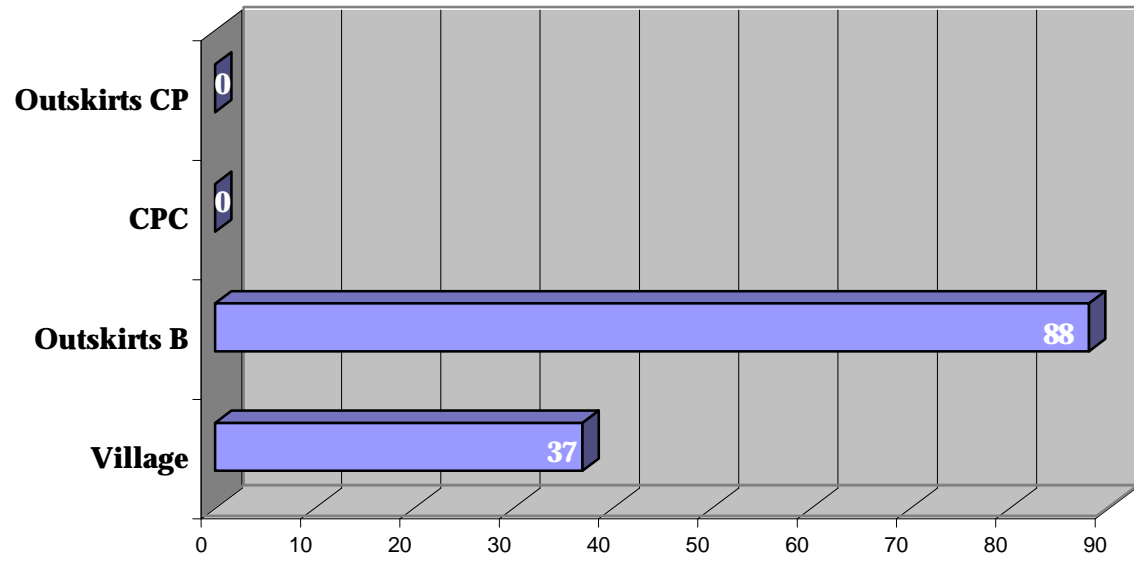
**Length of Residency - Neighborhood B**



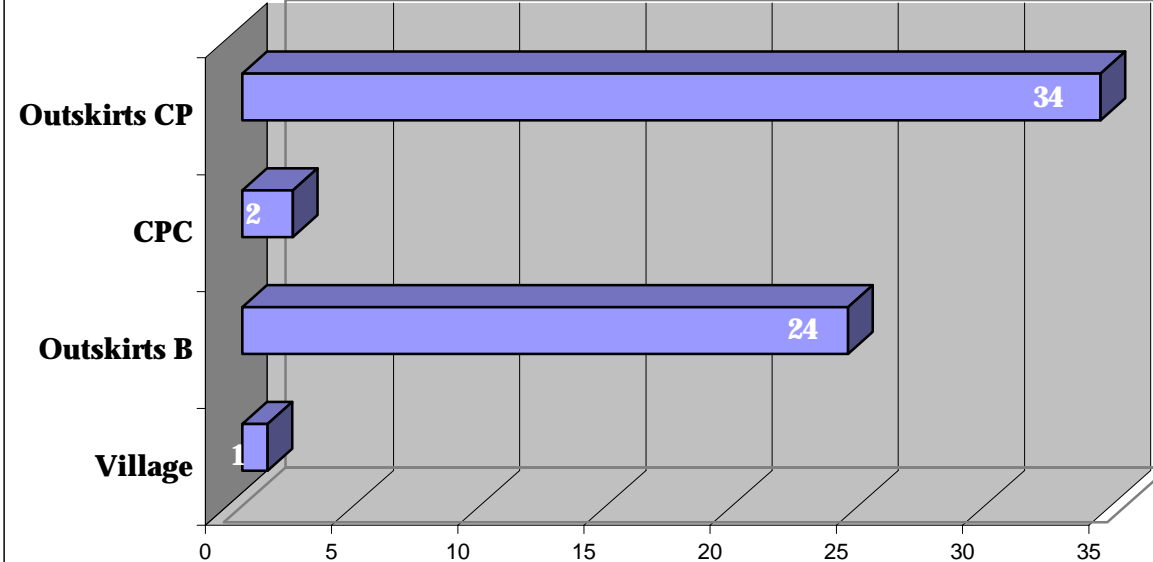
**Length of Residency - Neighborhood D**



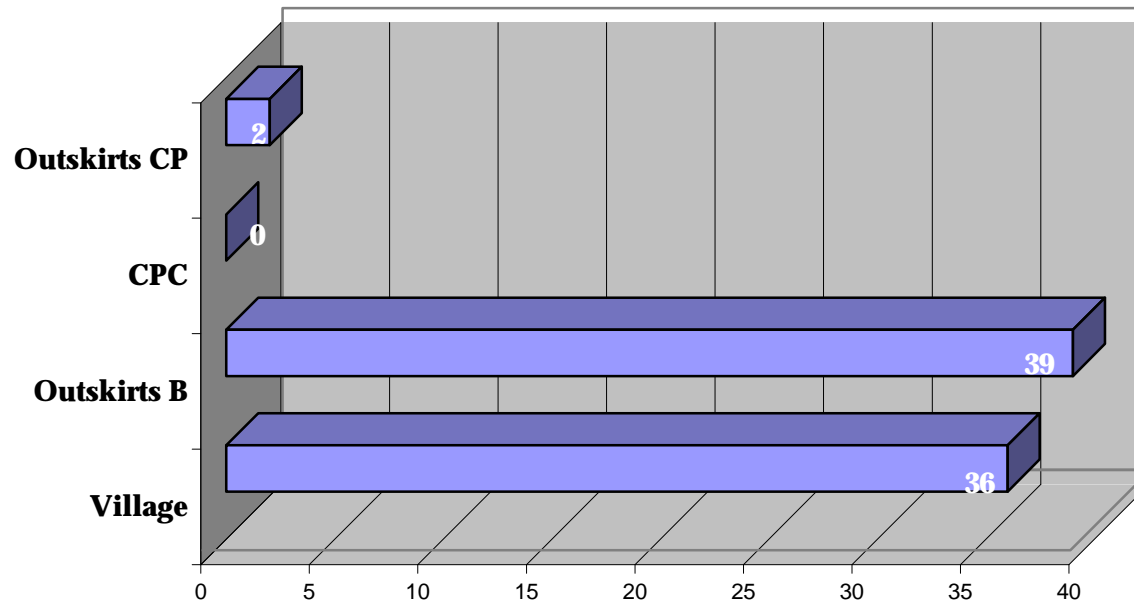
**Section of Berlin - Neighborhood A**



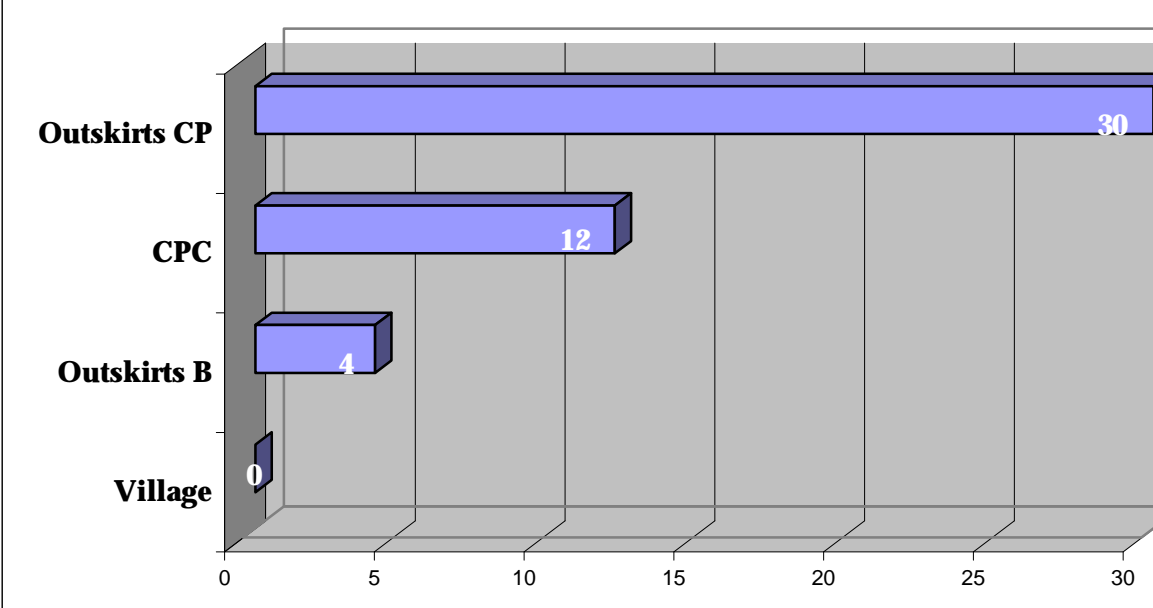
**Section of Berlin - Neighborhood C**



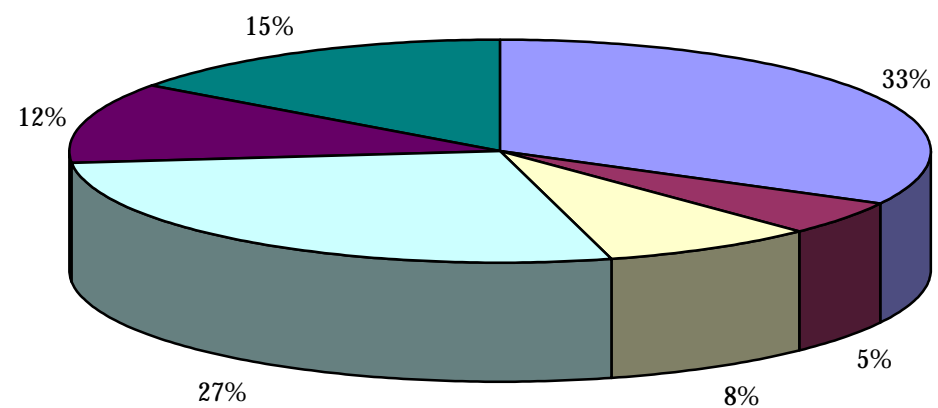
**Section of Berlin - Neighborhood B**




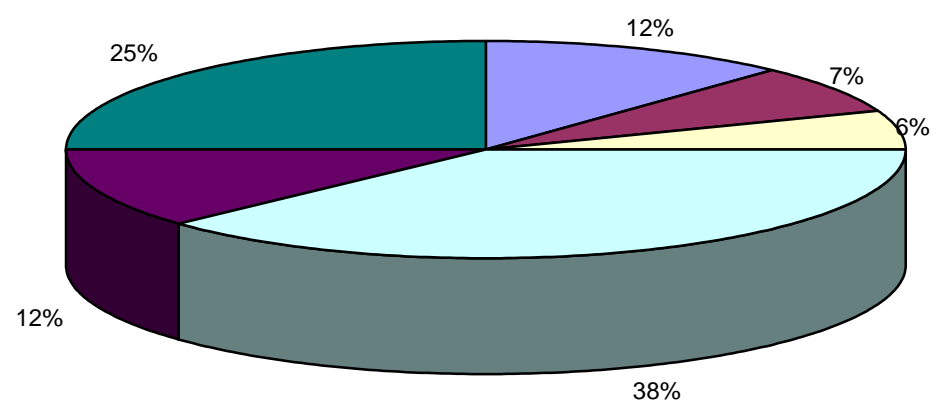
**Section of Berlin - Neighborhood D**



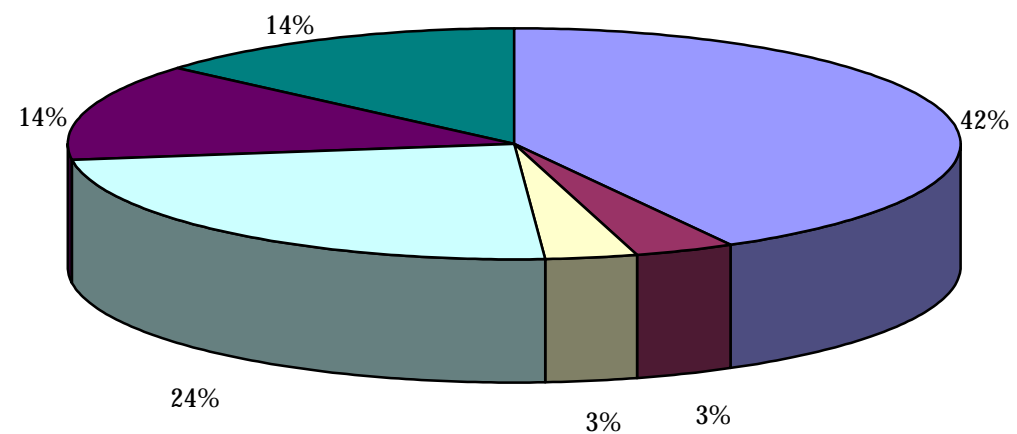
**Cause of Residency - Neighborhood A**



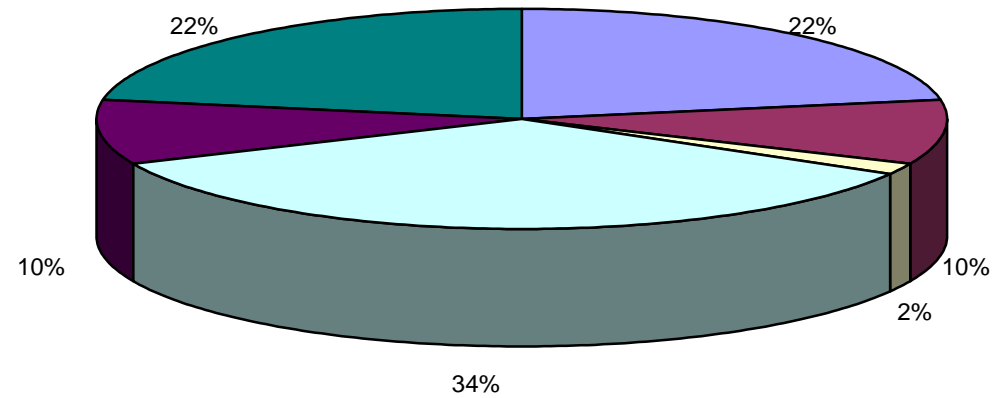
**Cause of Residency - Neighborhood C**



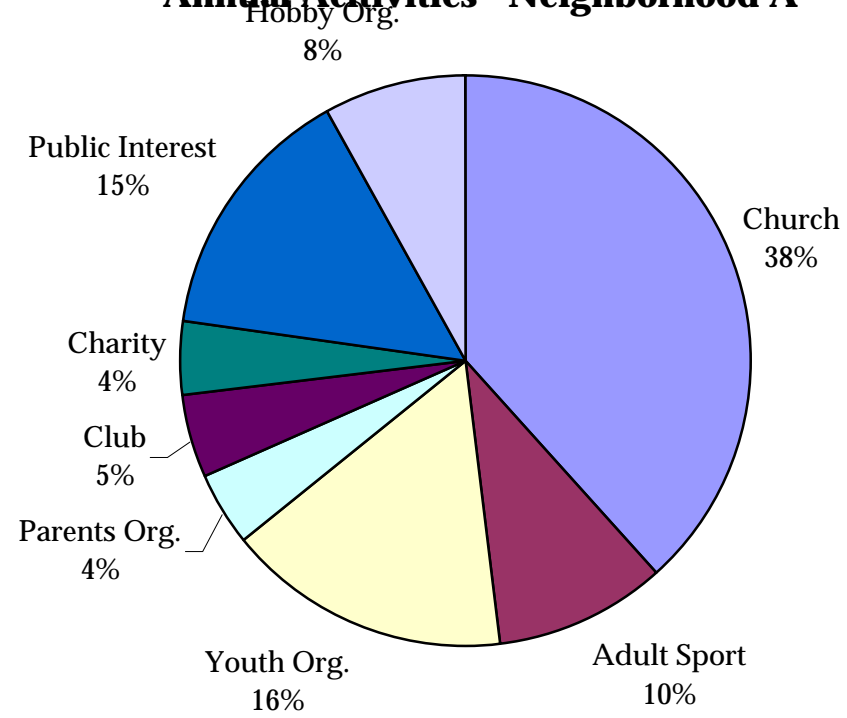
**Cause of Residency - Neighborhood B**



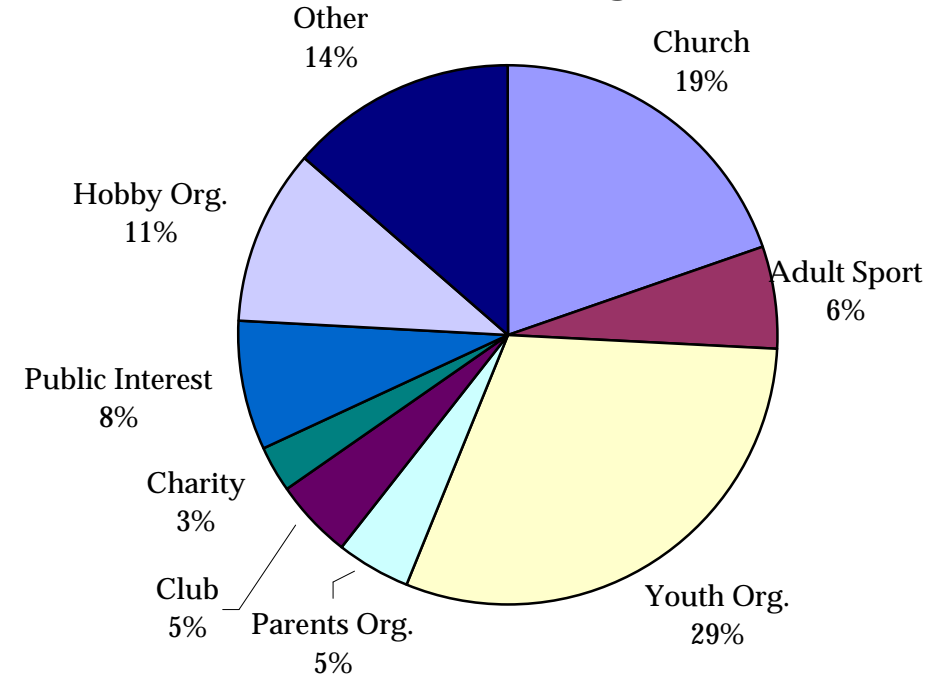
**Cause of Residency - Neighborhood D**



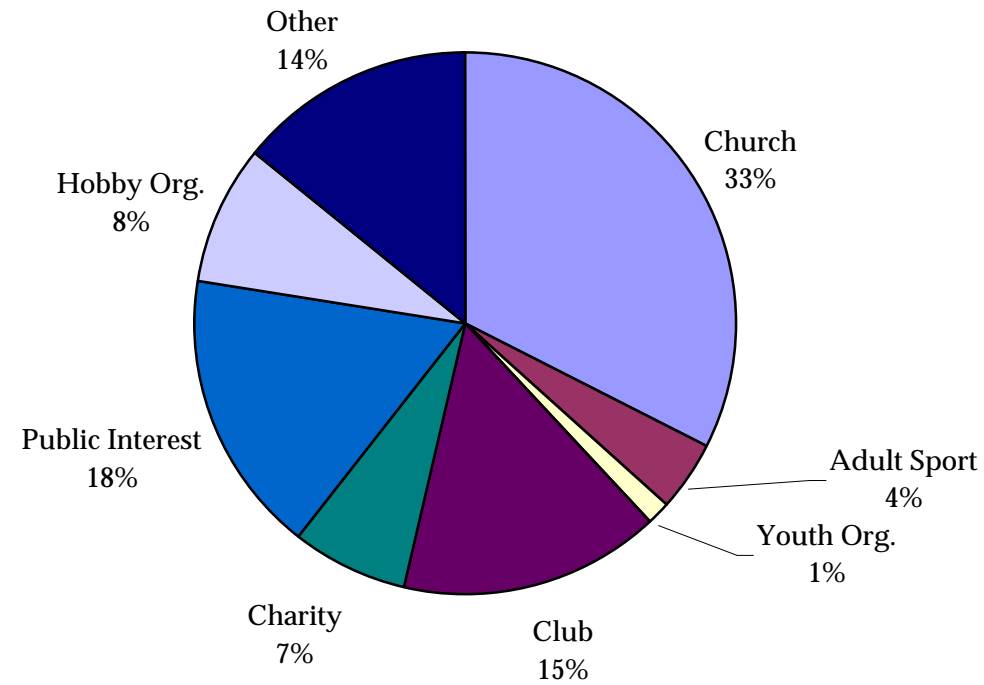
**Annual Activities - Neighborhood A**



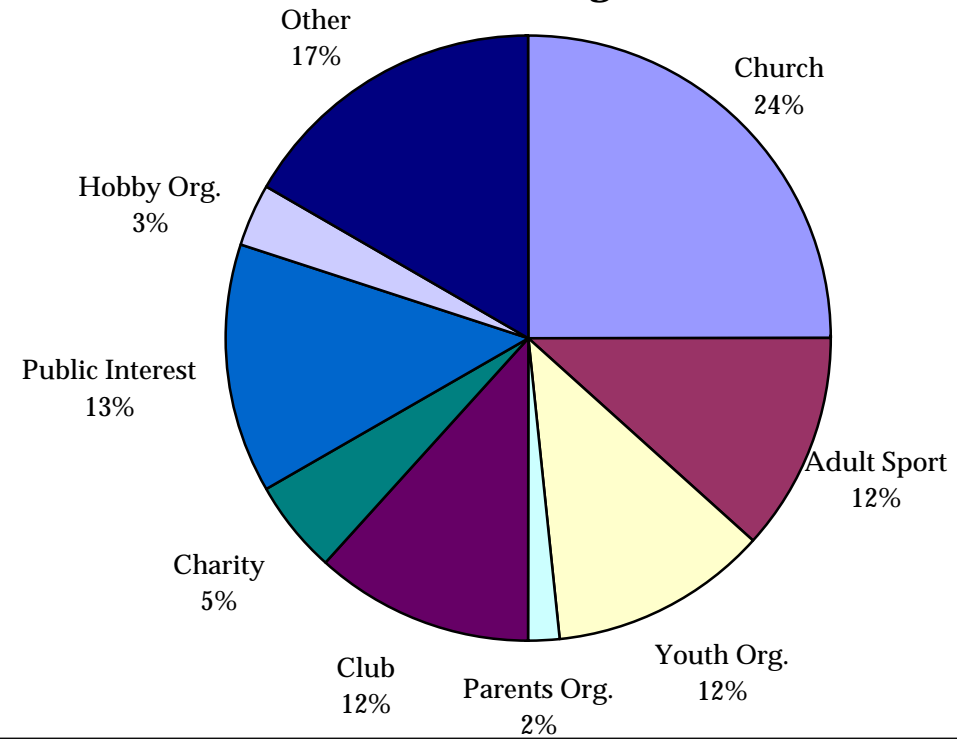
**Annual Activities - Neighborhood C**



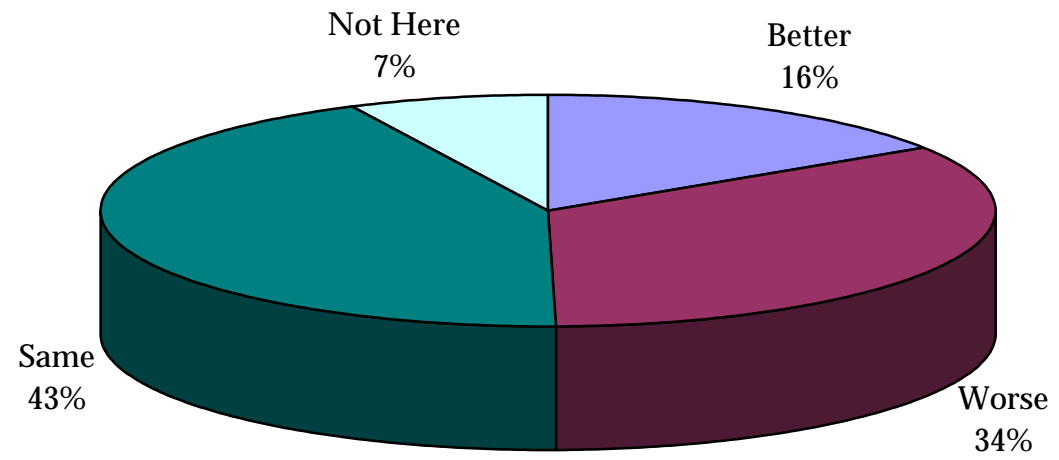
**Annual Activities - Neighborhood B**



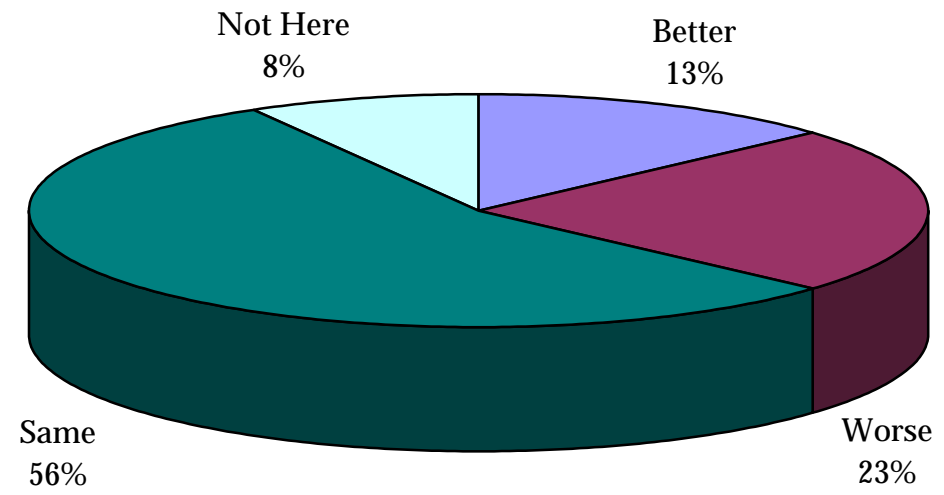
**Annual Activities - Neighborhood D**



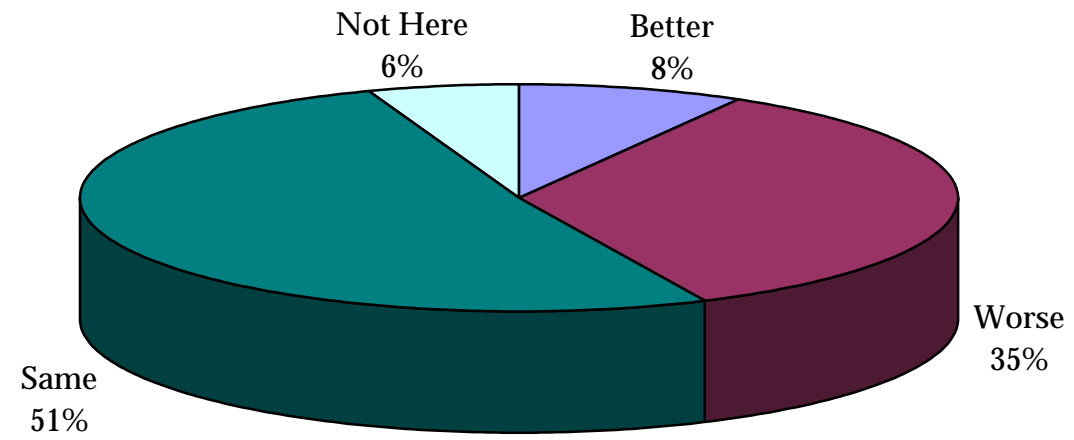
**Past 5 Years - Neighborhood A**



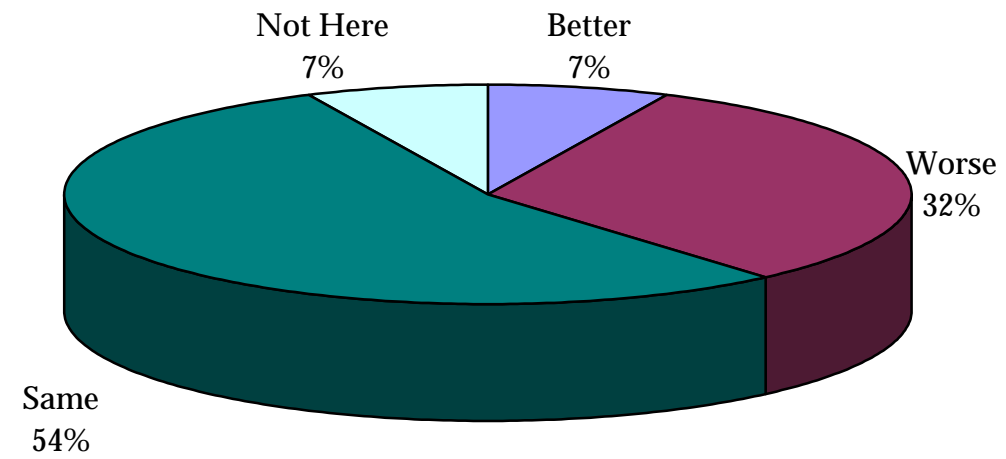
**Past 5 Years - Neighborhood C**



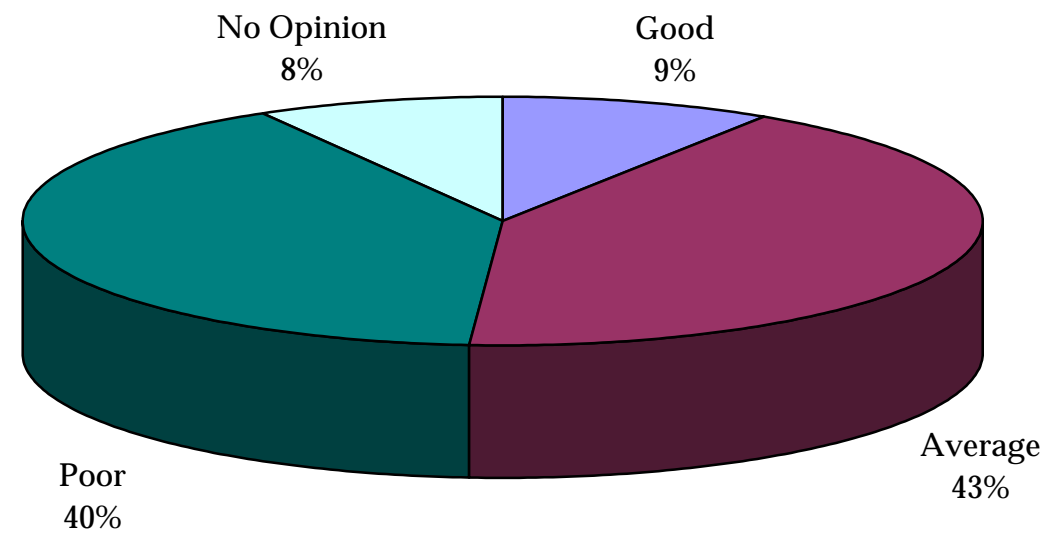
**Past 5 Years - Neighborhood B**



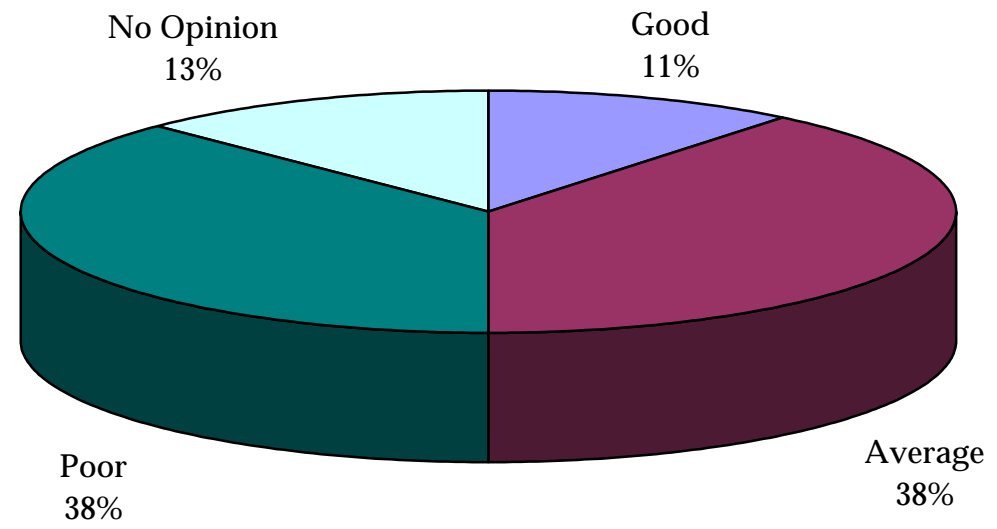
**Past 5 Years - Neighborhood D**



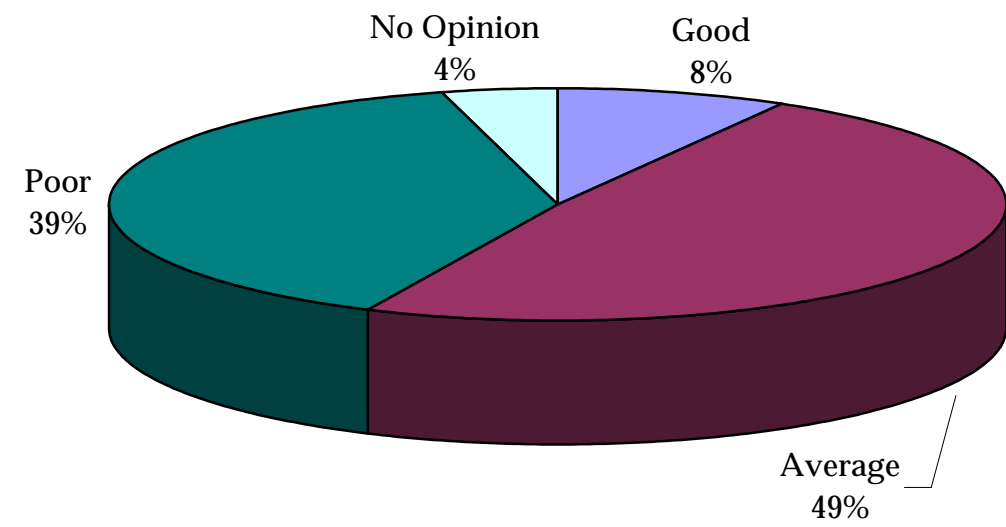
**Overall Appearance - Neighborhood A**



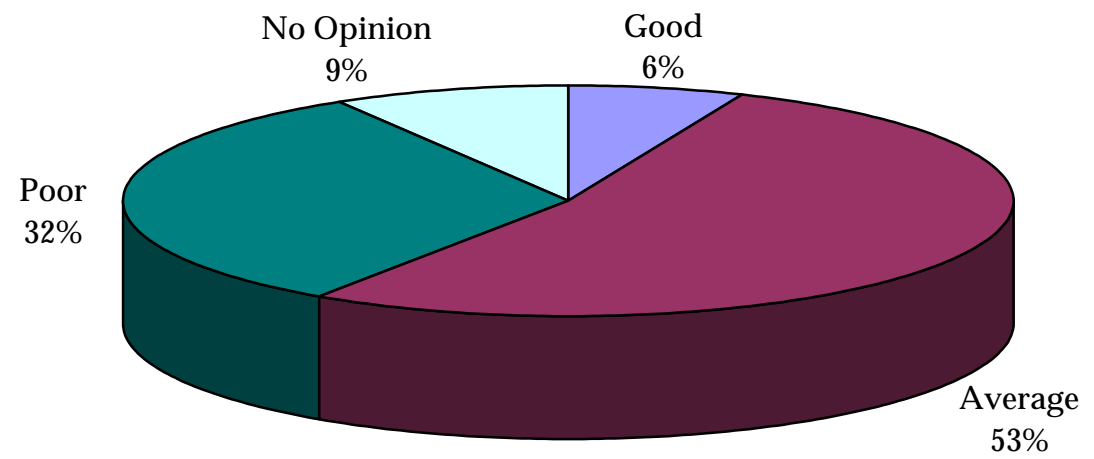
**Overall Appearance - Neighborhood C**



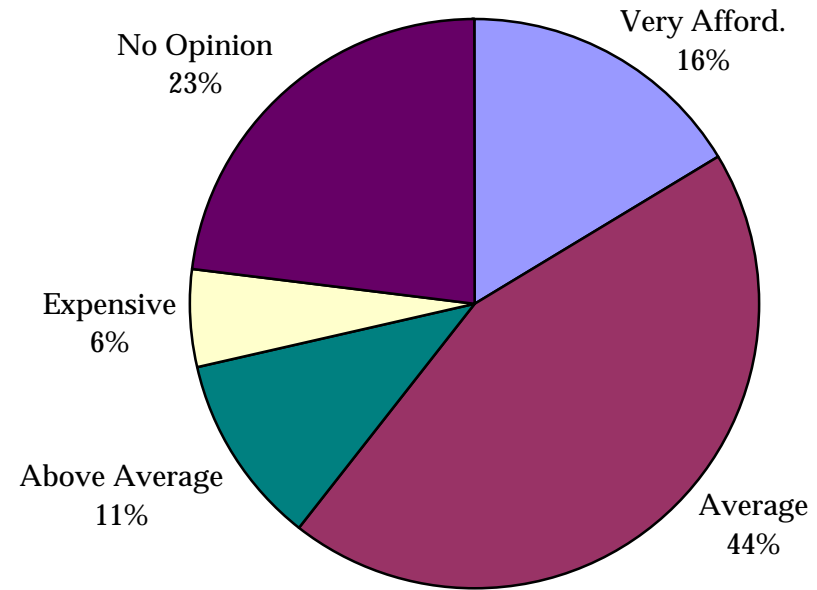
**Overall Appearance - Neighborhood B**



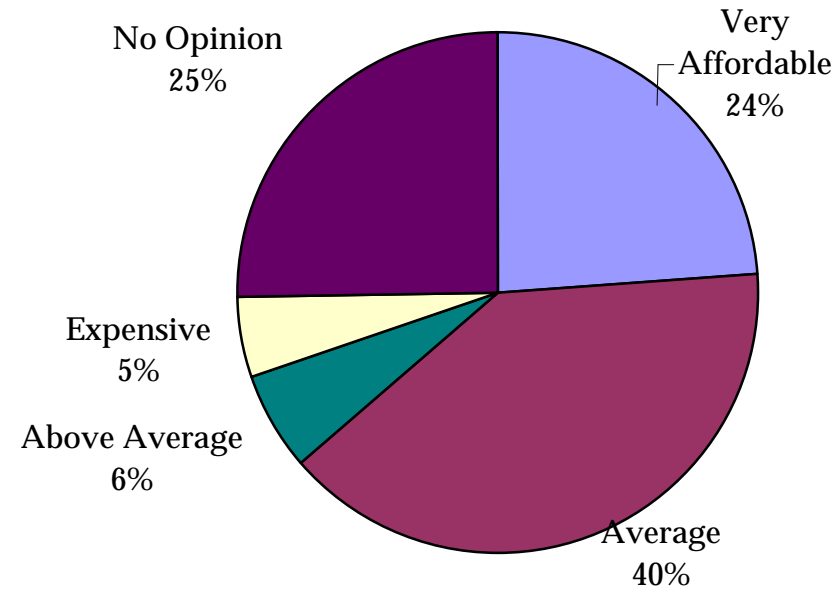
**Overall Appearance - Neighborhood D**



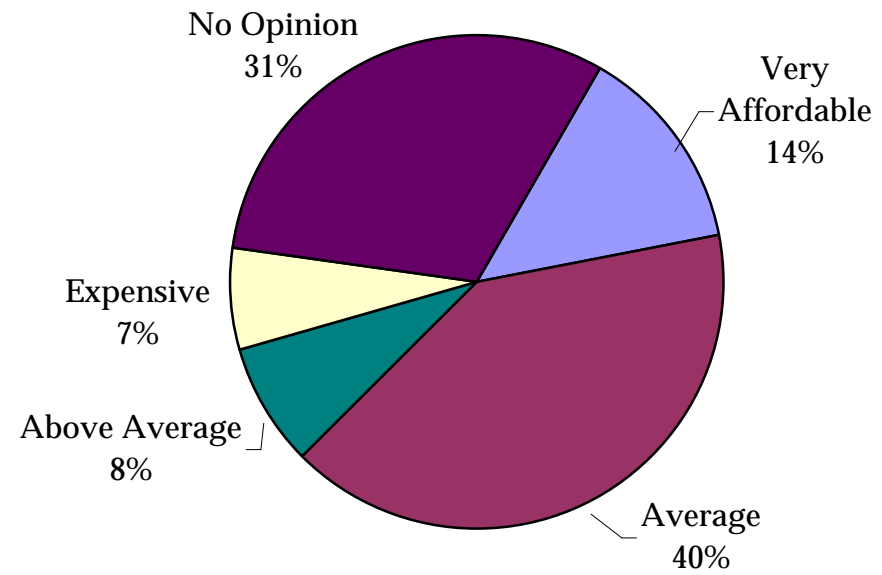
**Price of Housing - Neighborhood A**



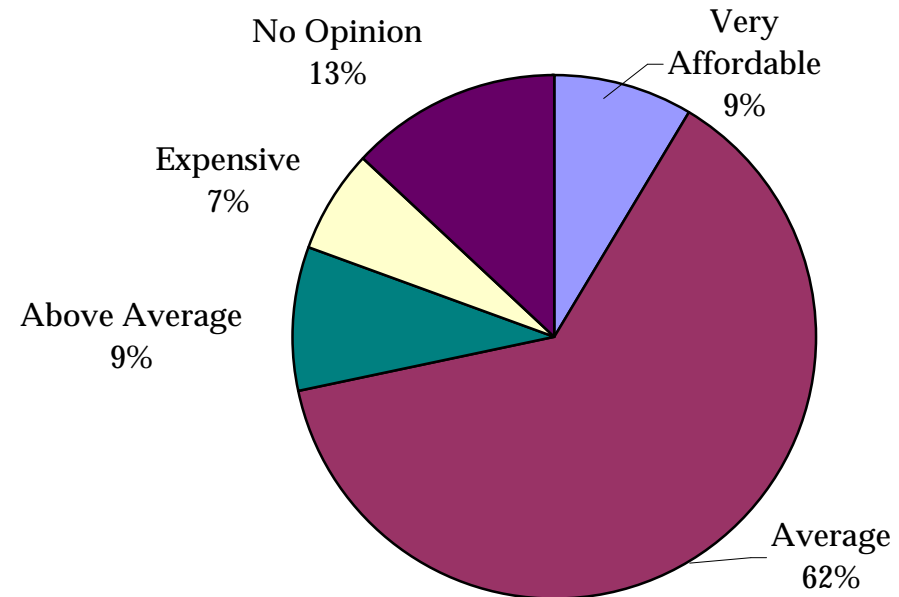
**Price of Housing - Neighborhood C**



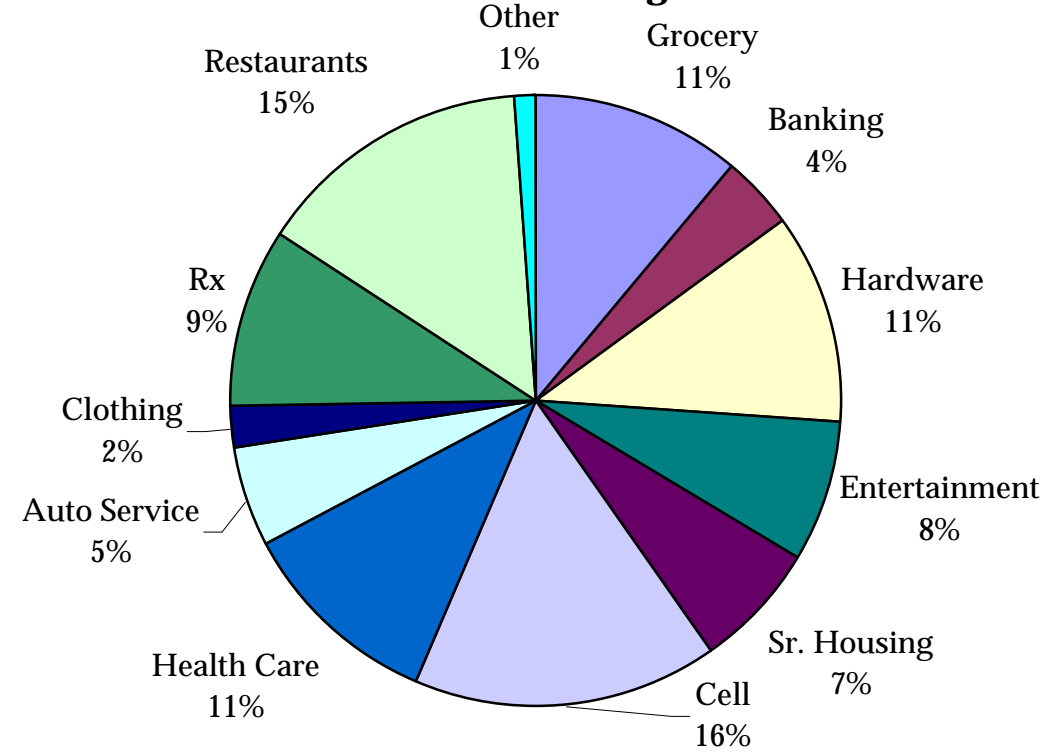
**Price of Housing - Neighborhood B**



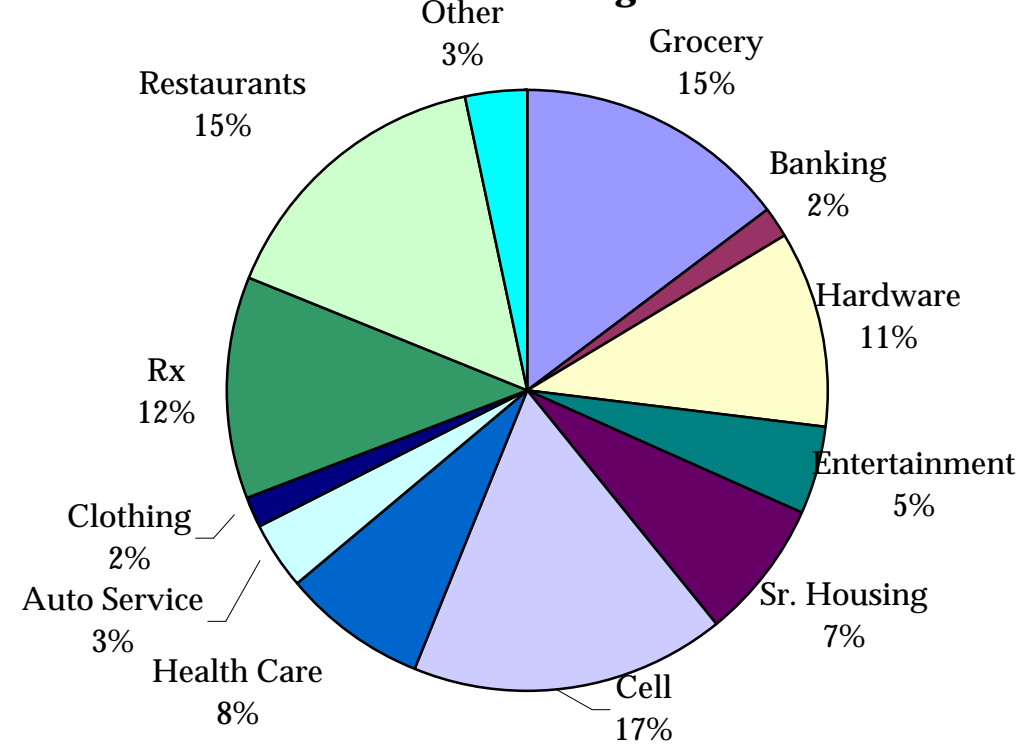
**Price of Housing - Neighborhood D**



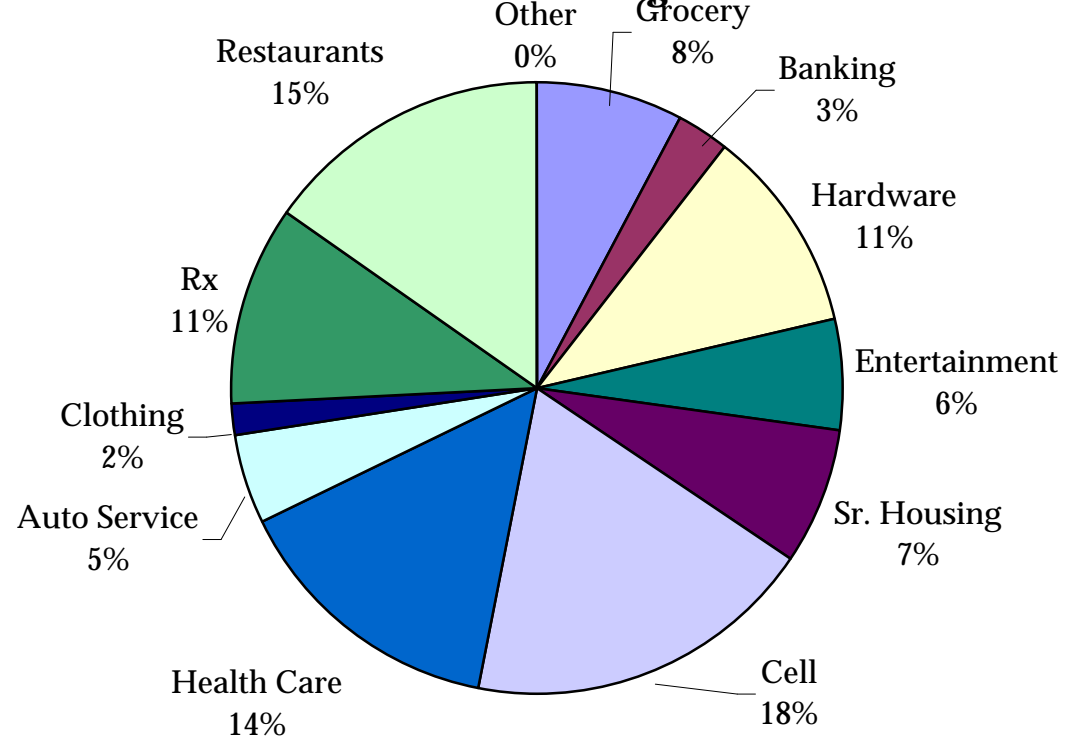
**Needed Businesses - Neighborhood A**



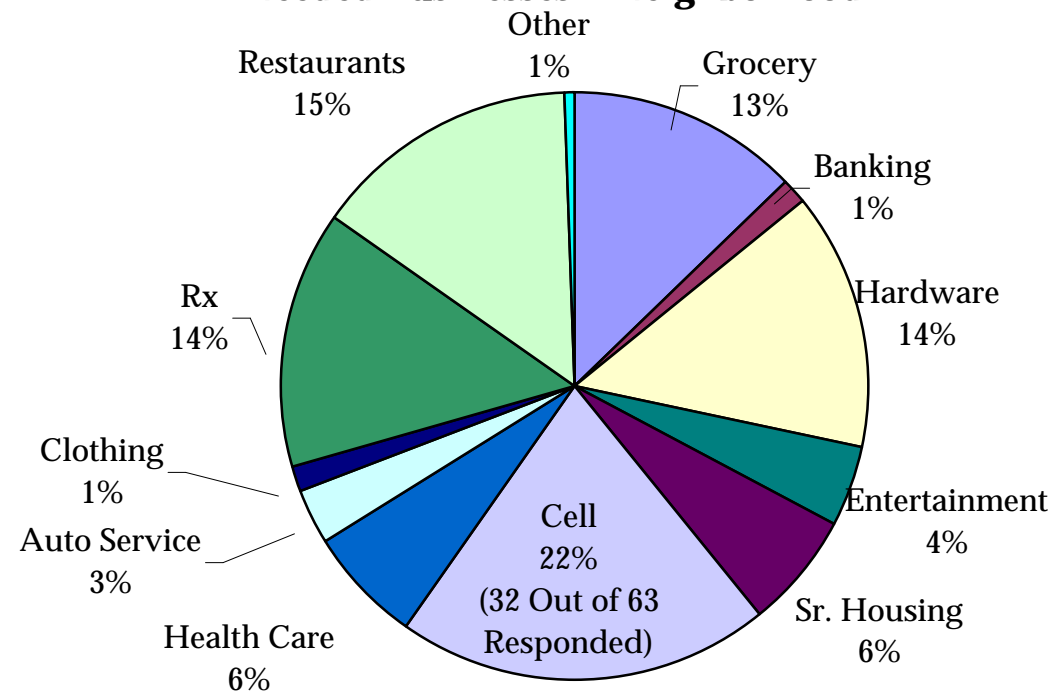
**Needed Businesses - Neighborhood C**



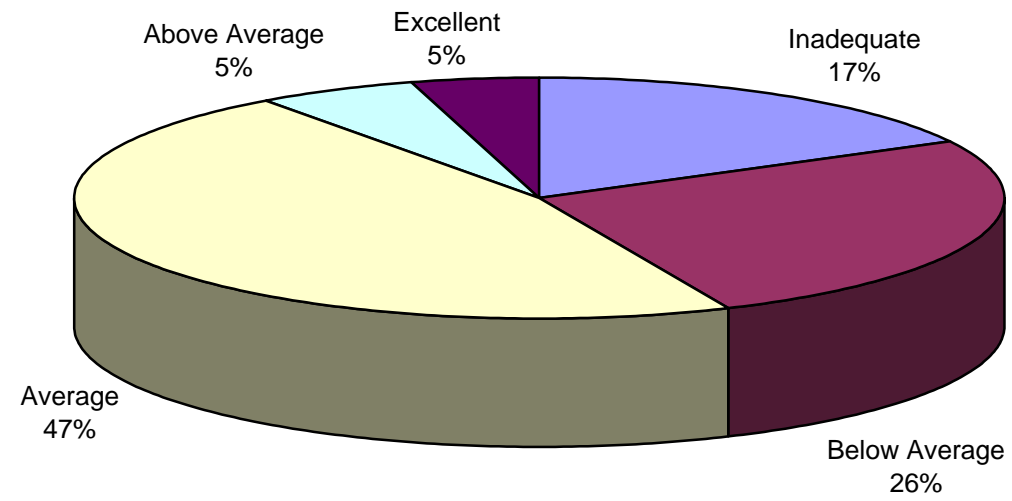
**Needed Businesses - Neighborhood B**



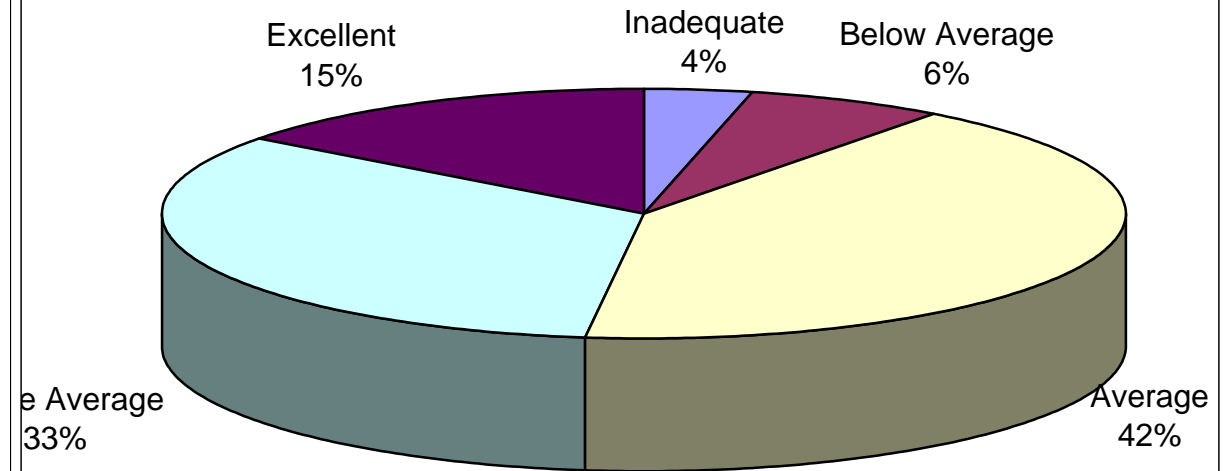
**Needed Businesses - Neighborhood D**



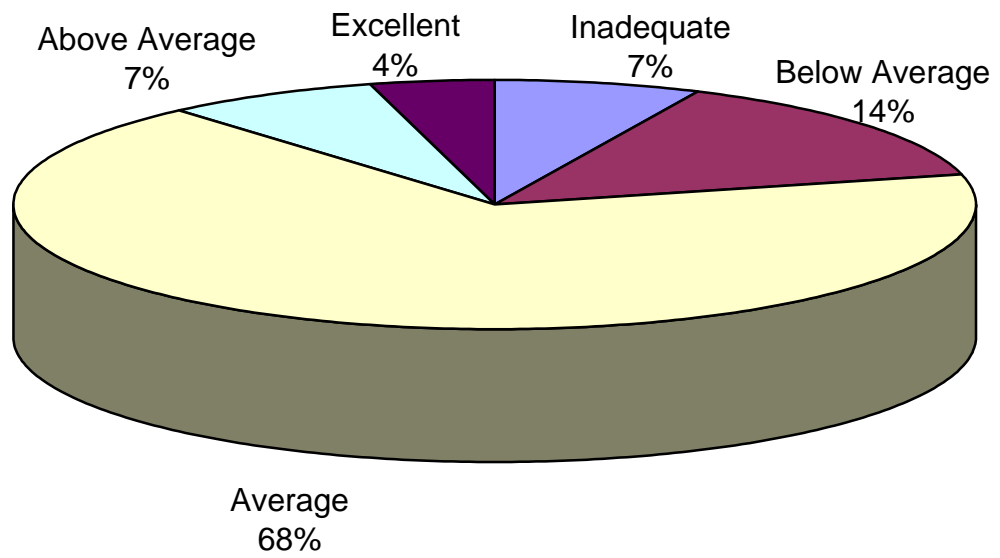
**Community Buildings - All Respondents**



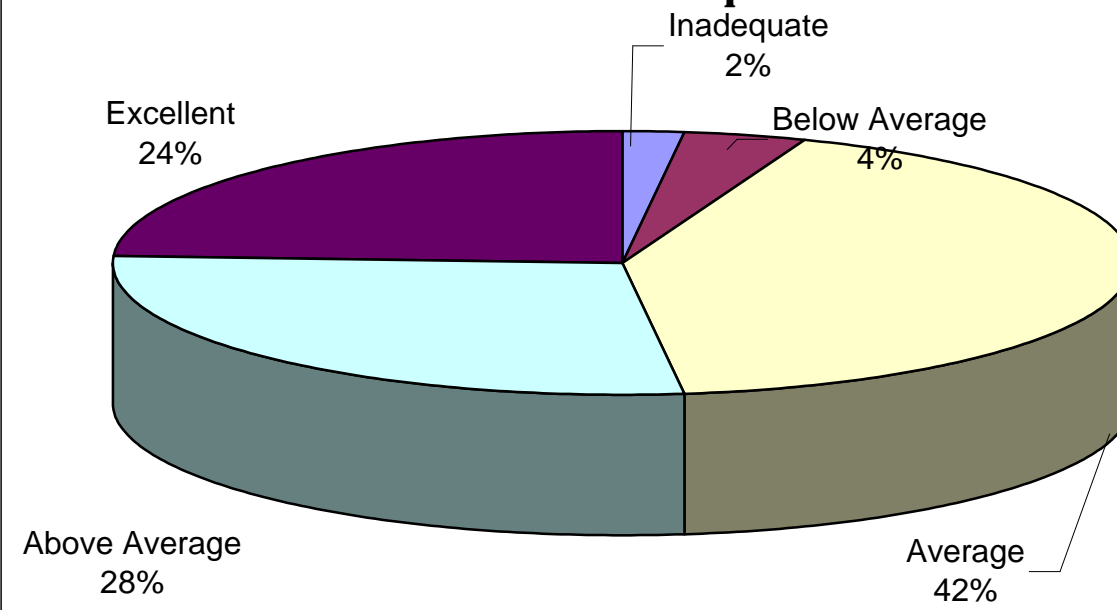
**Snow Removal - All Respondents**



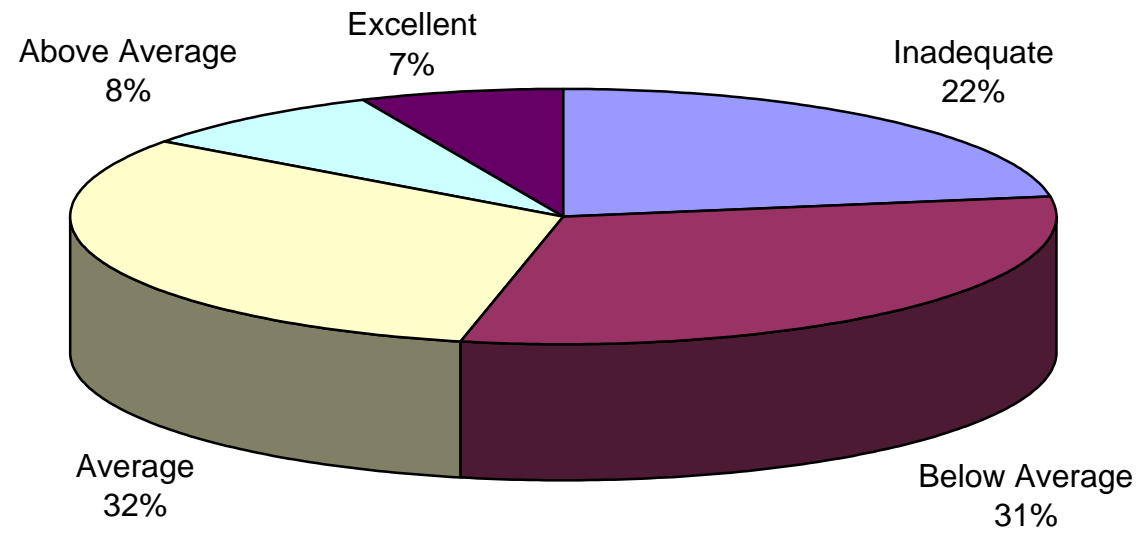
**Street Maintenance - All Respondents**



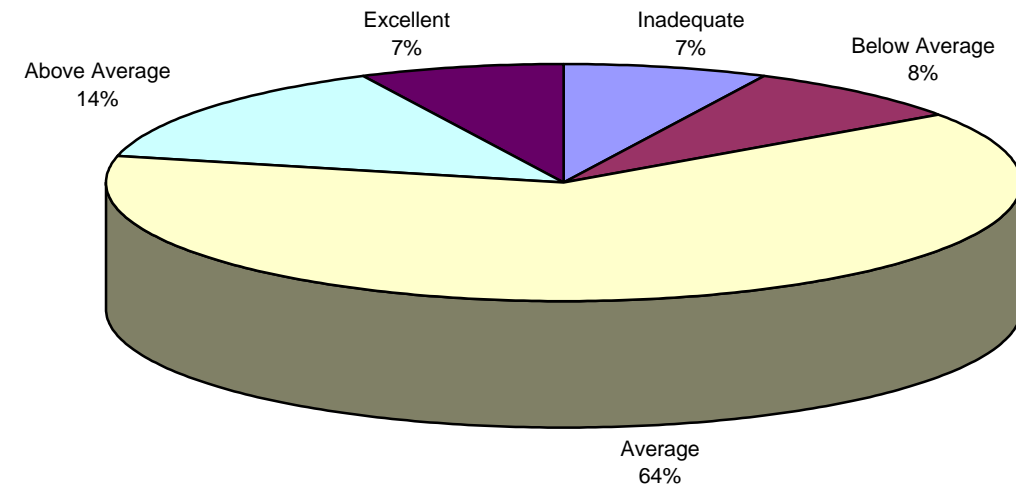
**Fire Protection - All Respondents**



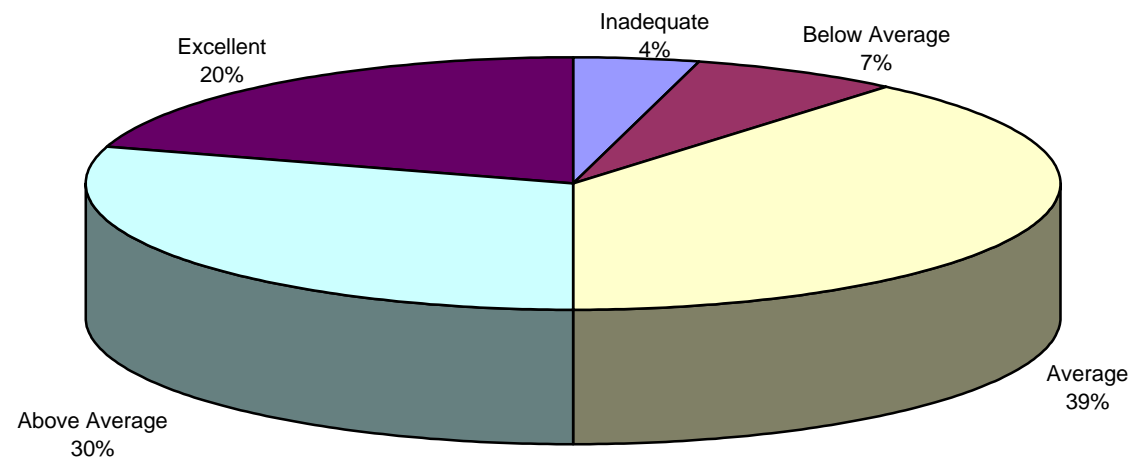
**Police Protection - All Respondents**



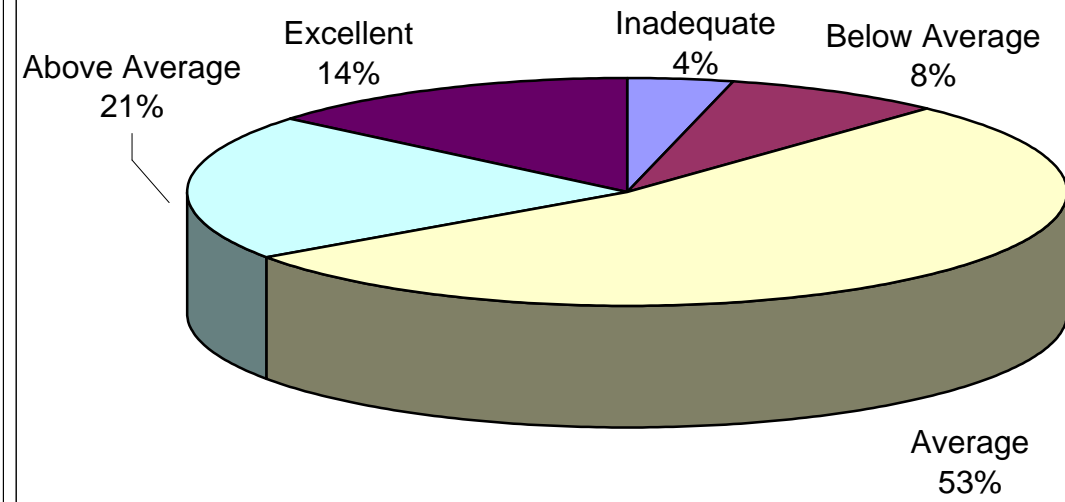
**Building Inspection - All Respondents**



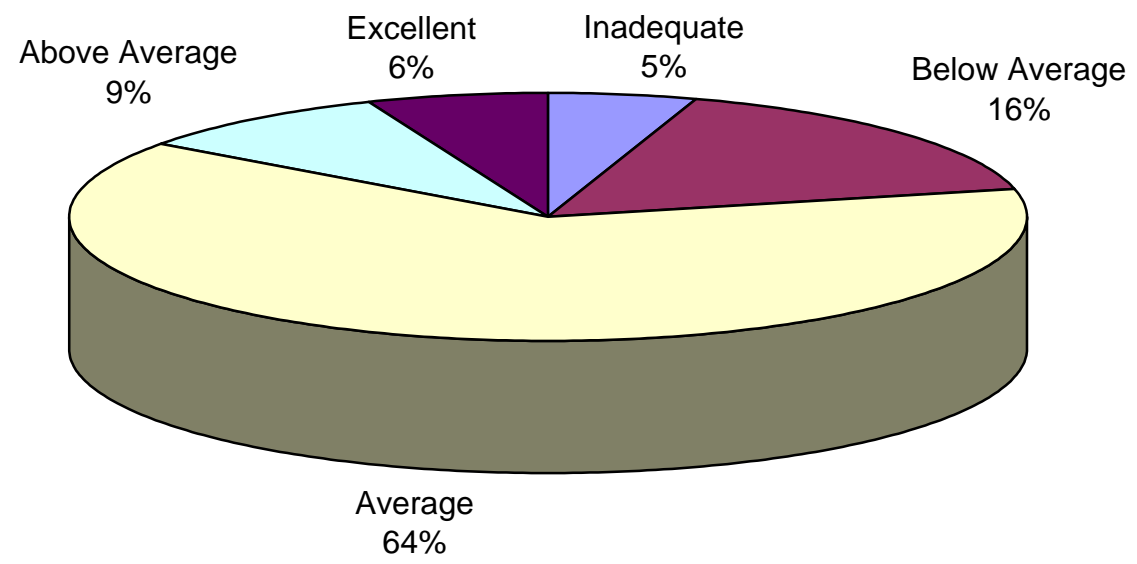
**Ambulance Service - All Respondents**



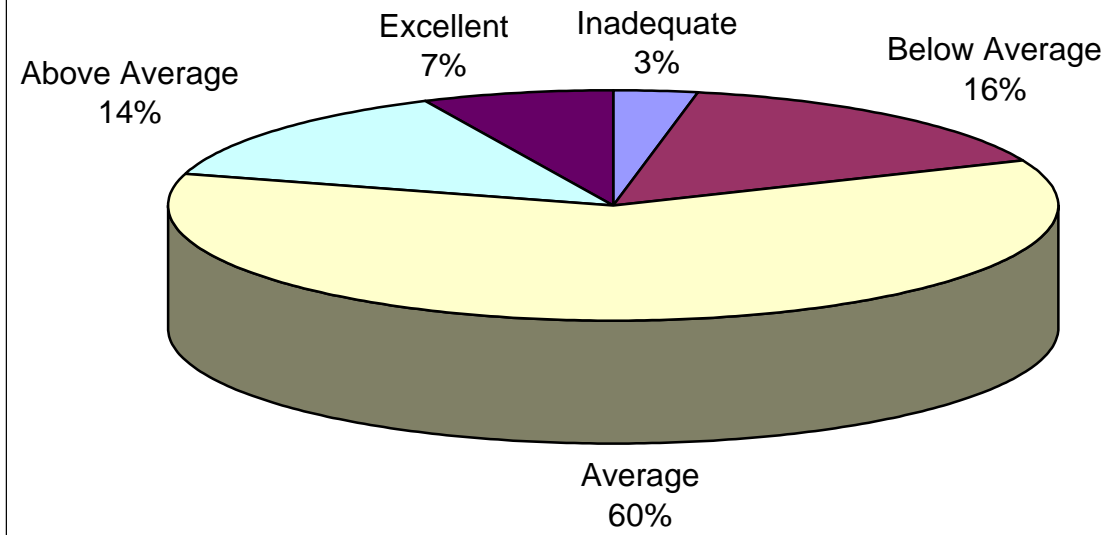
**Animal Control - All Respondents**



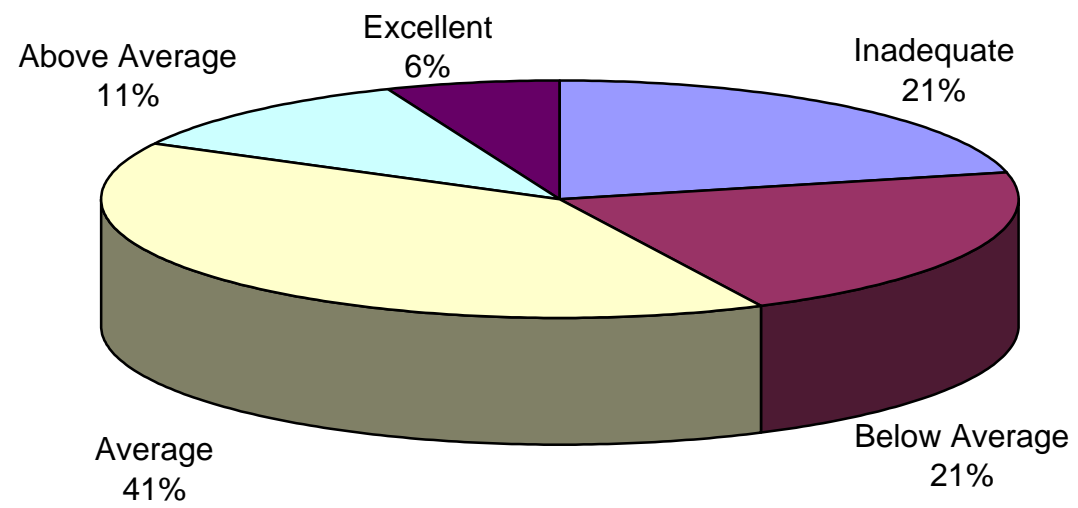
**Other Code Enforcement - All Respondents**



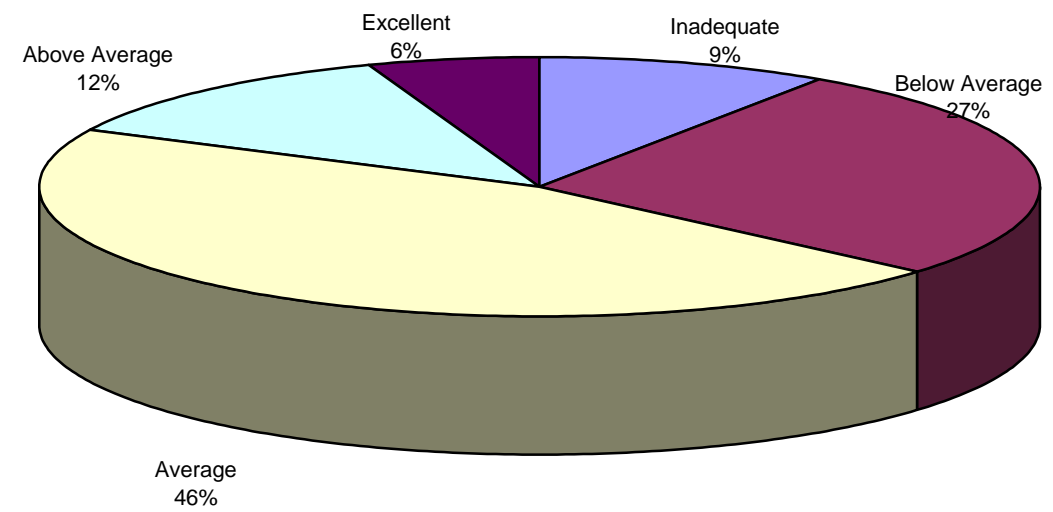
**Street Lighting - All Respondents**



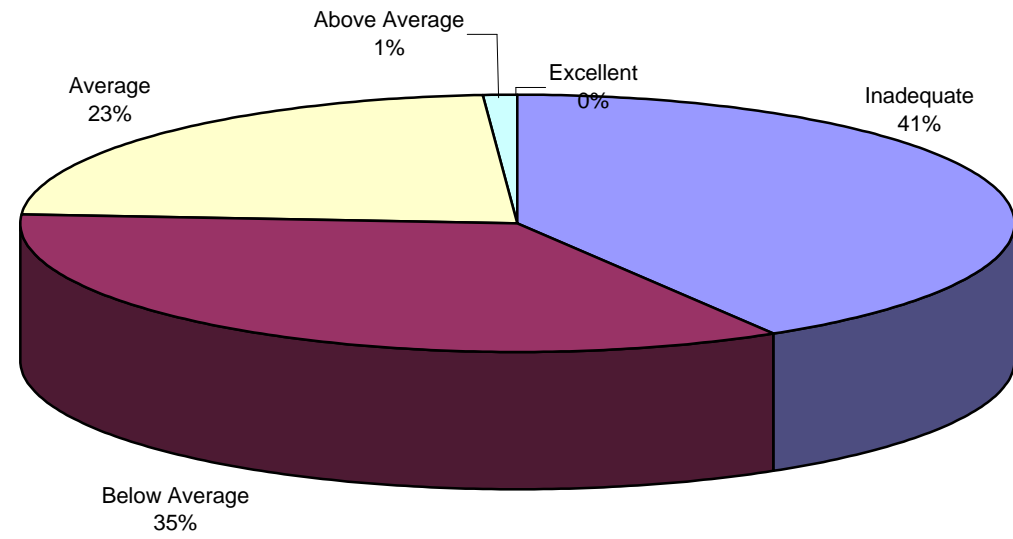
**Parks and Recreation - All Respondents**



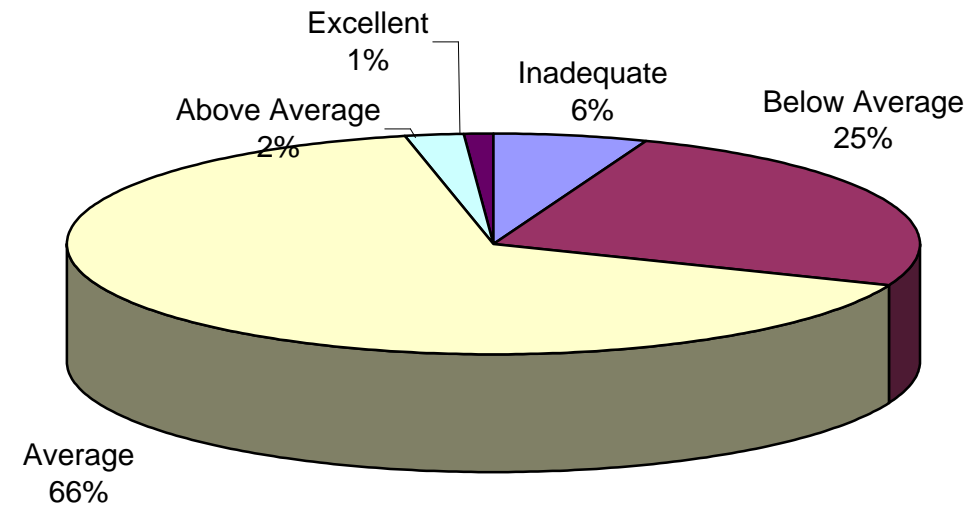
**Sidewalks - All Respondents**



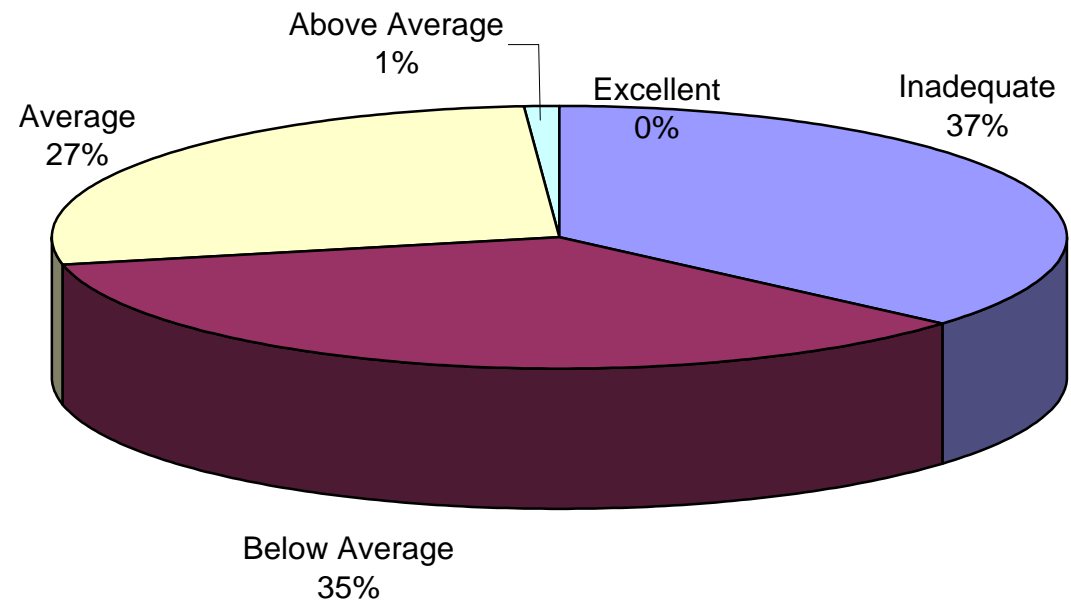
**Available Elderly Housing - All Respondents**



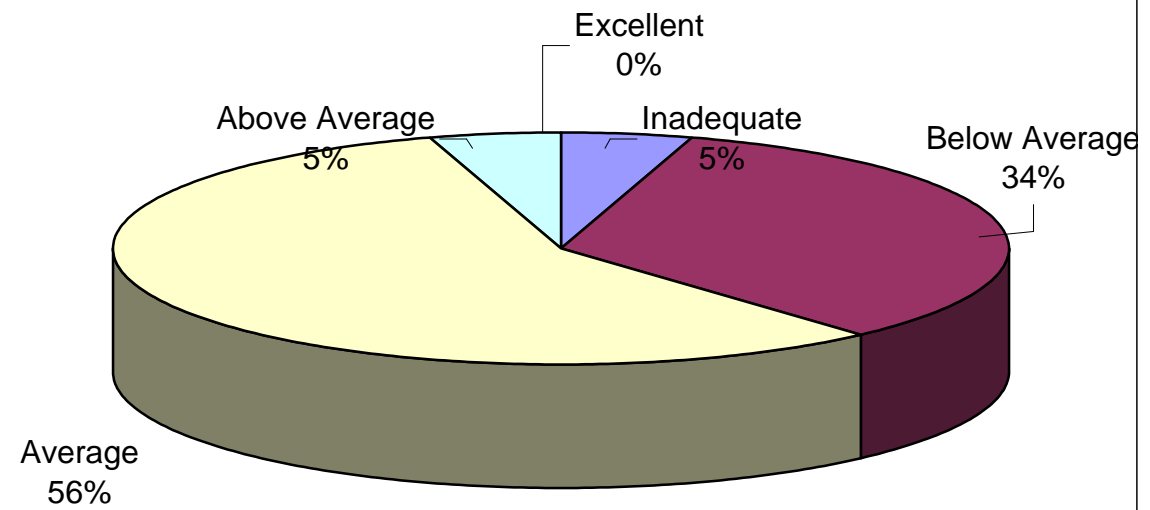
**Available Affordable Housing - All Respondents**



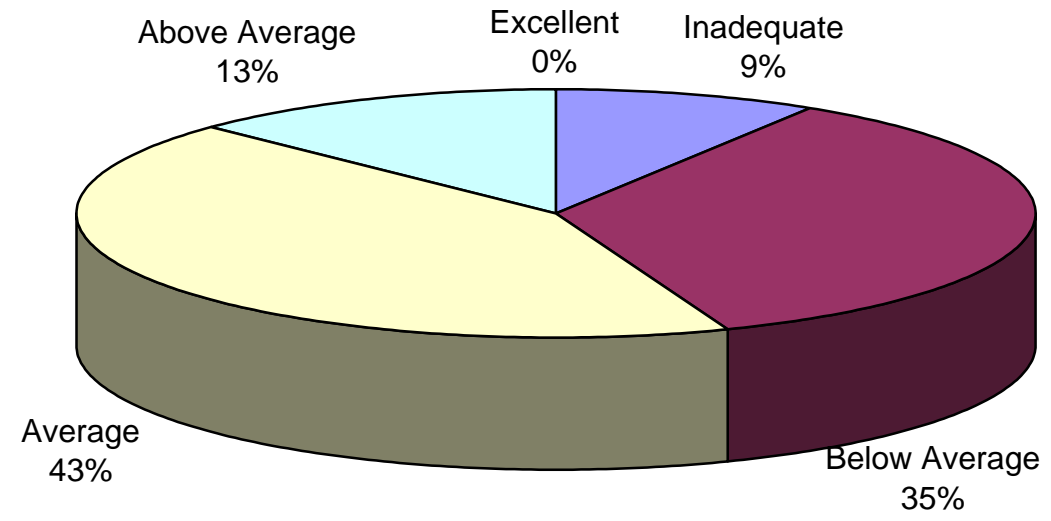
**Quality Elderly Housing - All Respondents**



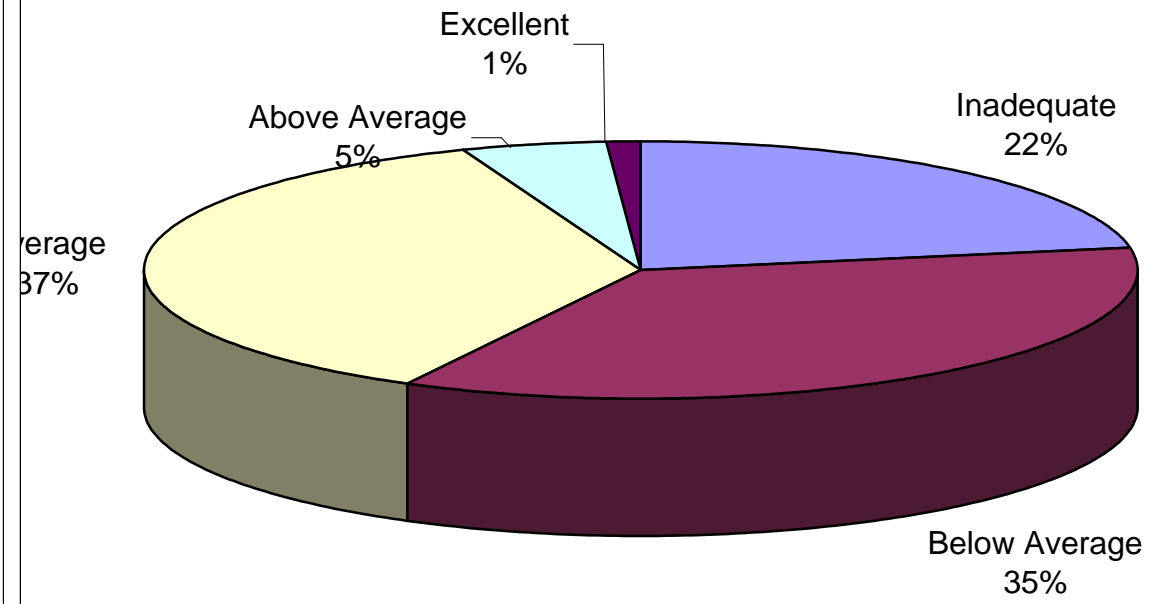
**Quality Affordable Housing - All Respondents**



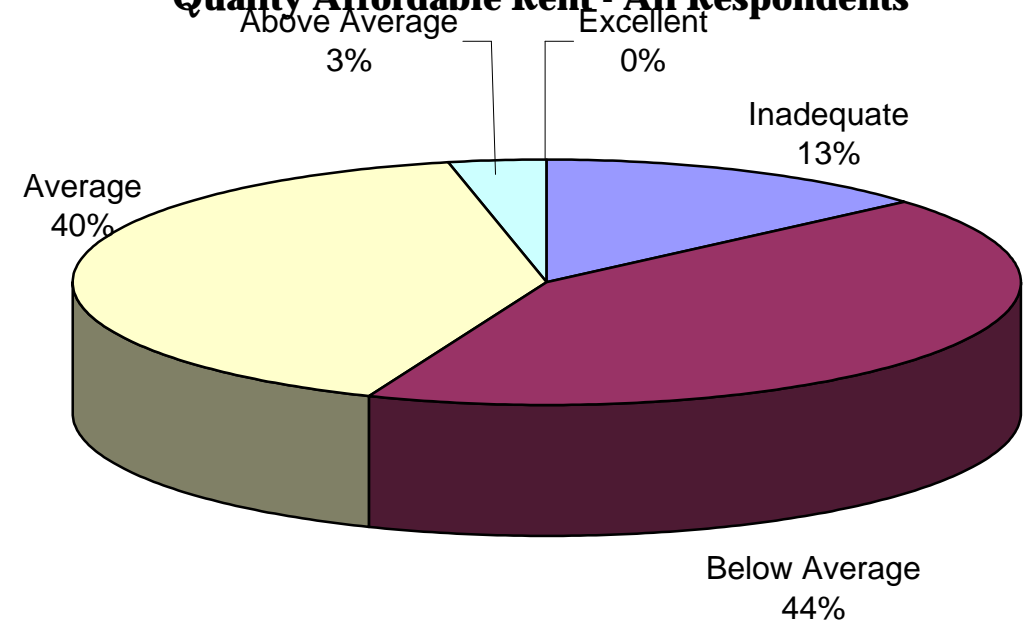
**Available Affordable Rent - All Respondents**



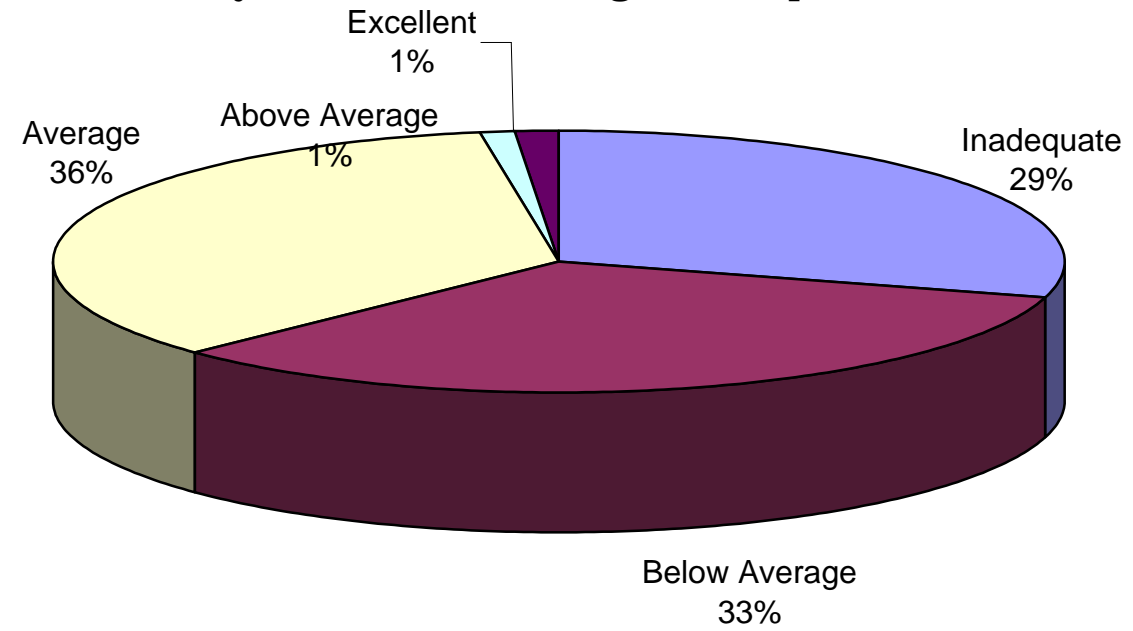
**Available Low Income Housing - All Repondents**



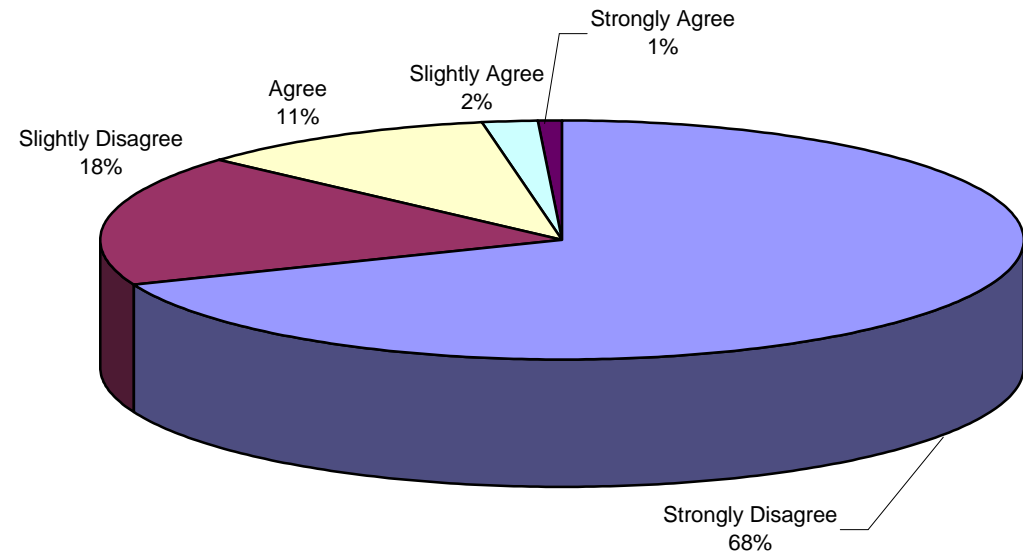
**Quality Affordable Rent - All Respondents**



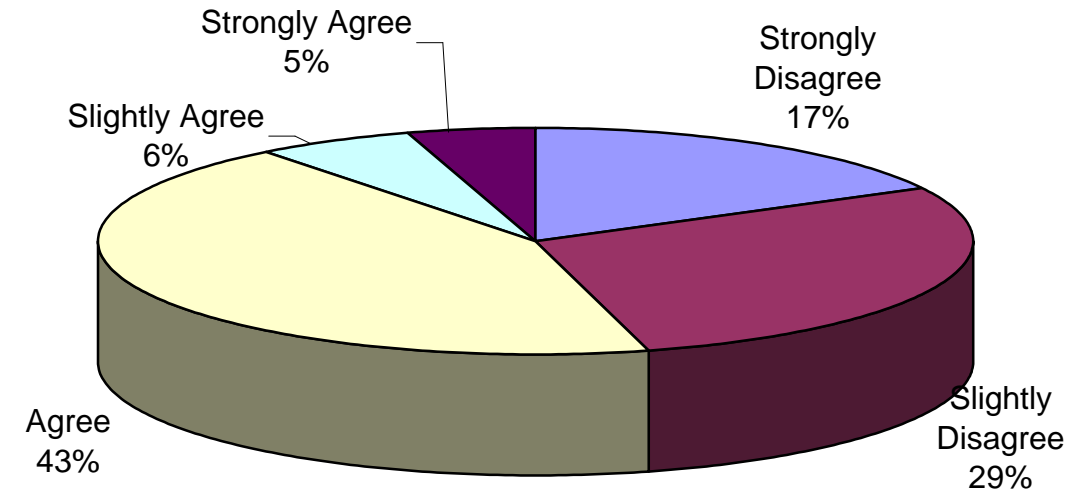
**Quality Low Income Housing - All Respondents**



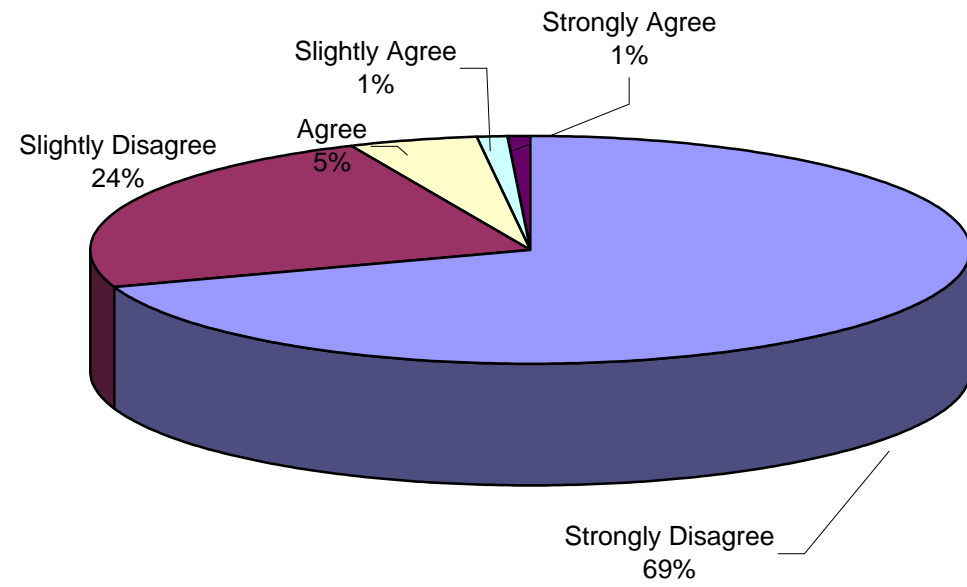
**Adequate Public Transportation  
All Respondents**



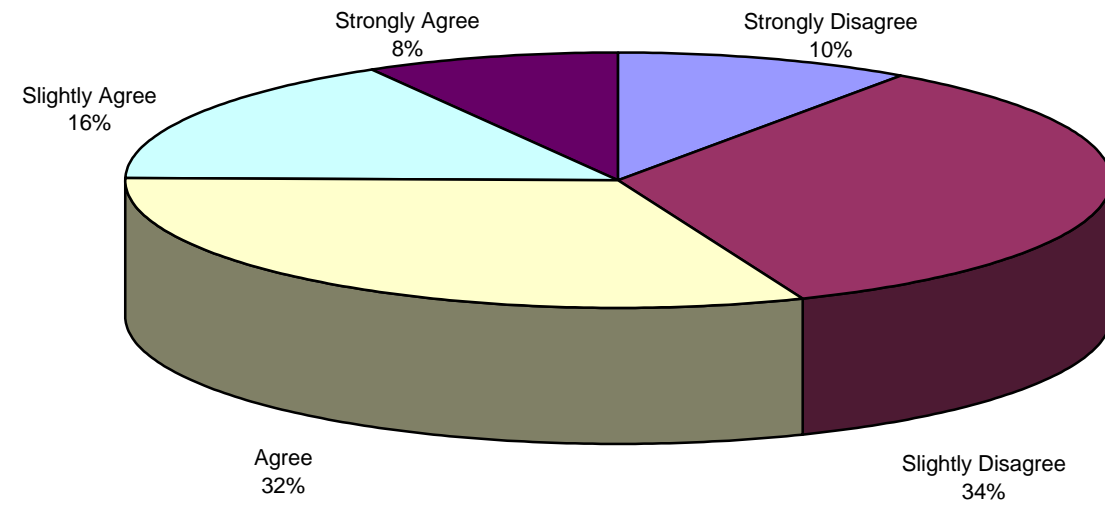
**Affordable Cost of Living - All Respondents**



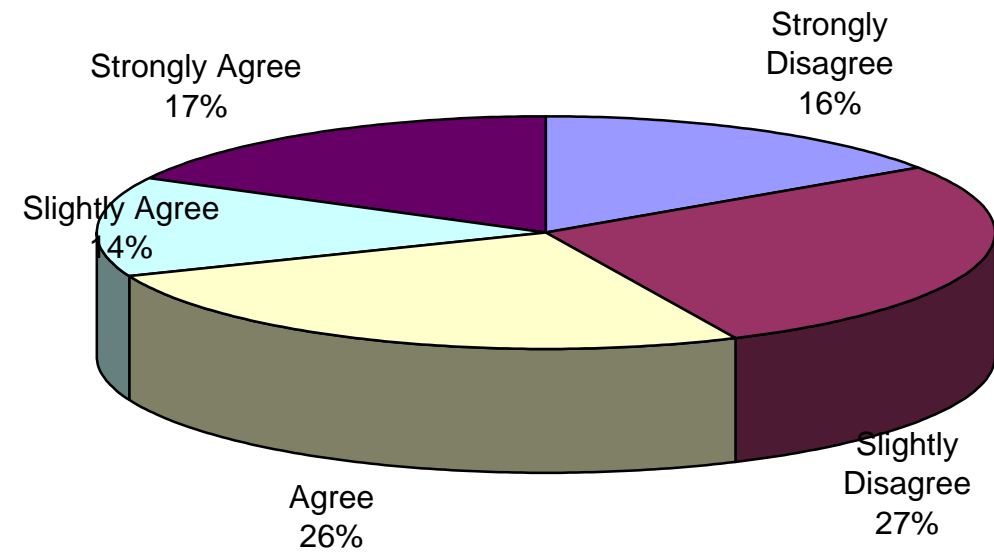
**Available Jobs - All Respondents**



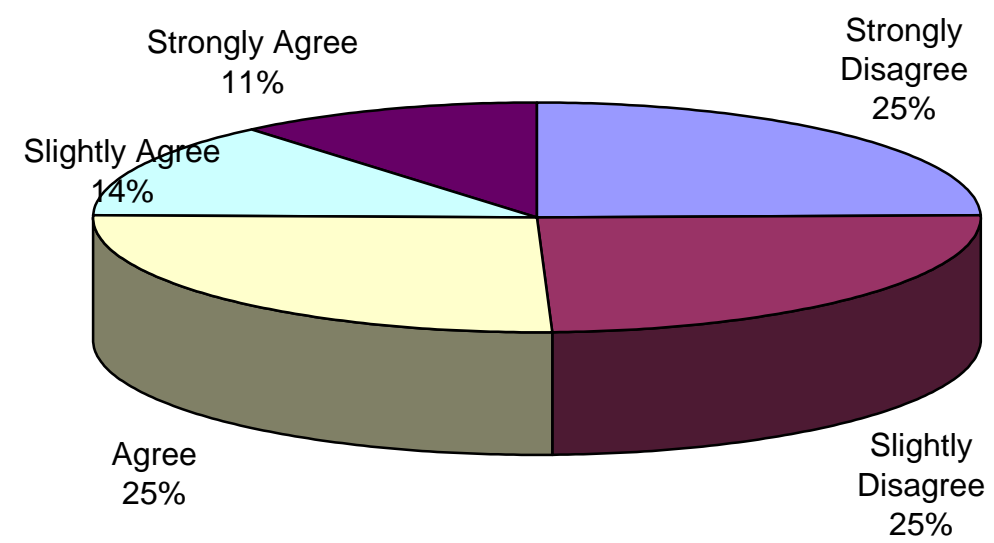
**Strong Sense of Community - B,C,D**



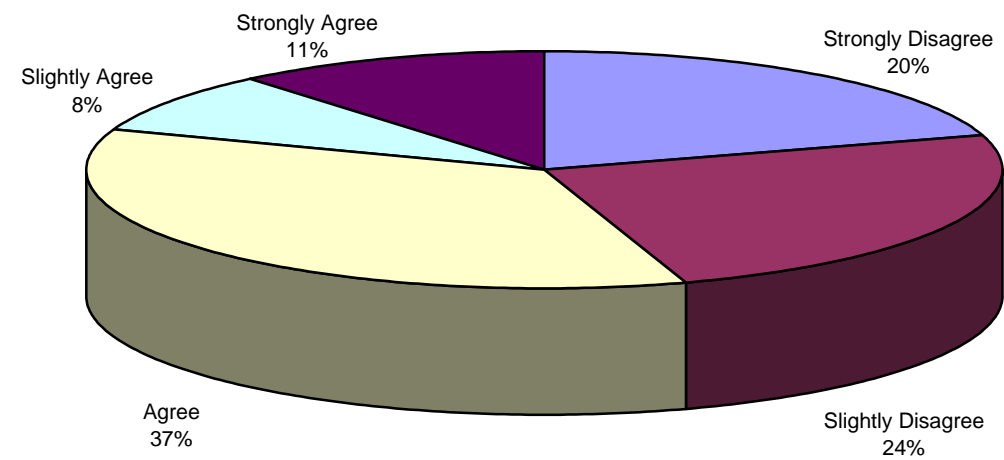
**Good Community Facilities - All Respondents**



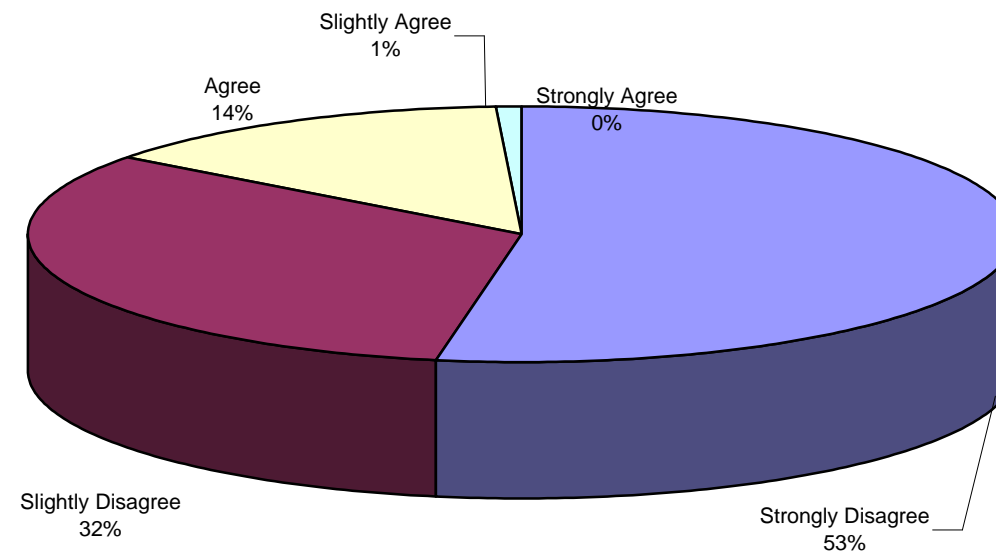
**Adequate Health Services - All Respondents**



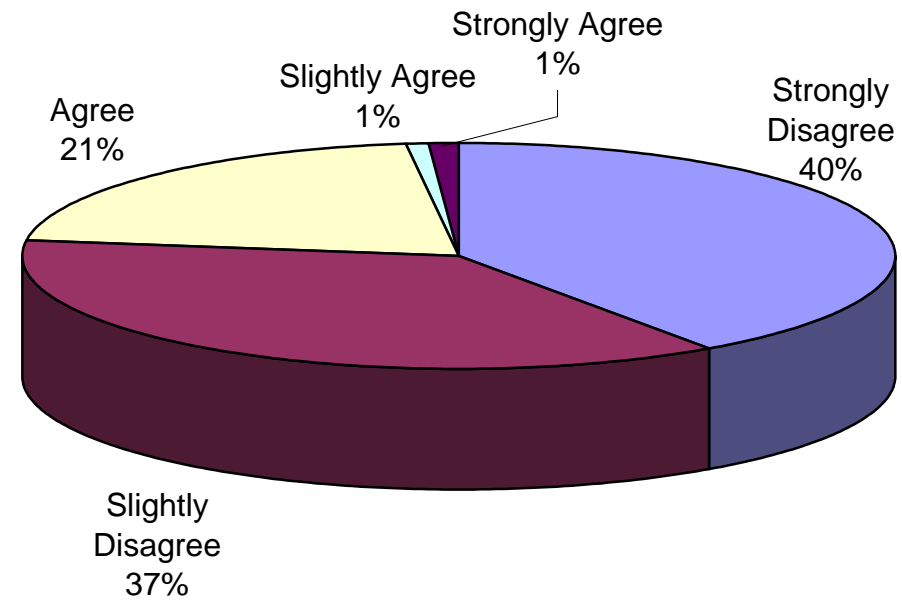
**Low Crime Rate - All Respondents**



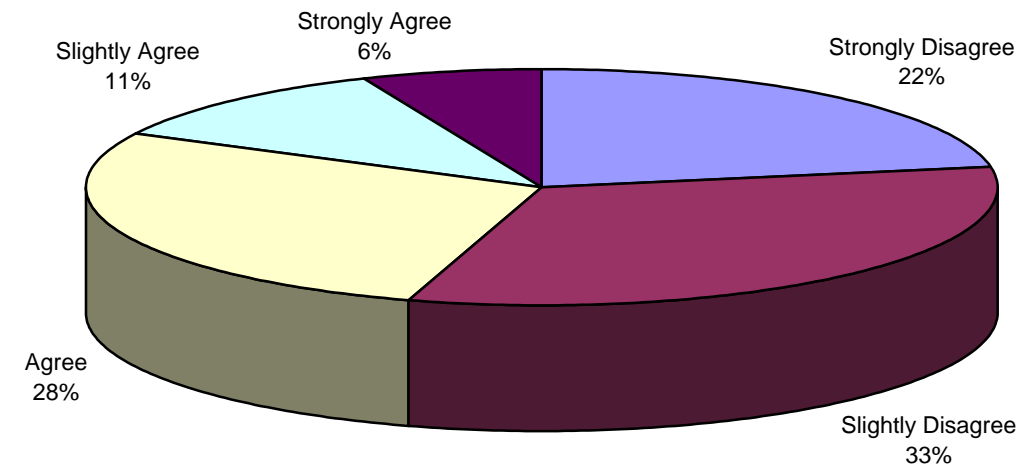
**Adequate Visitor Accommodations - All Respondents**



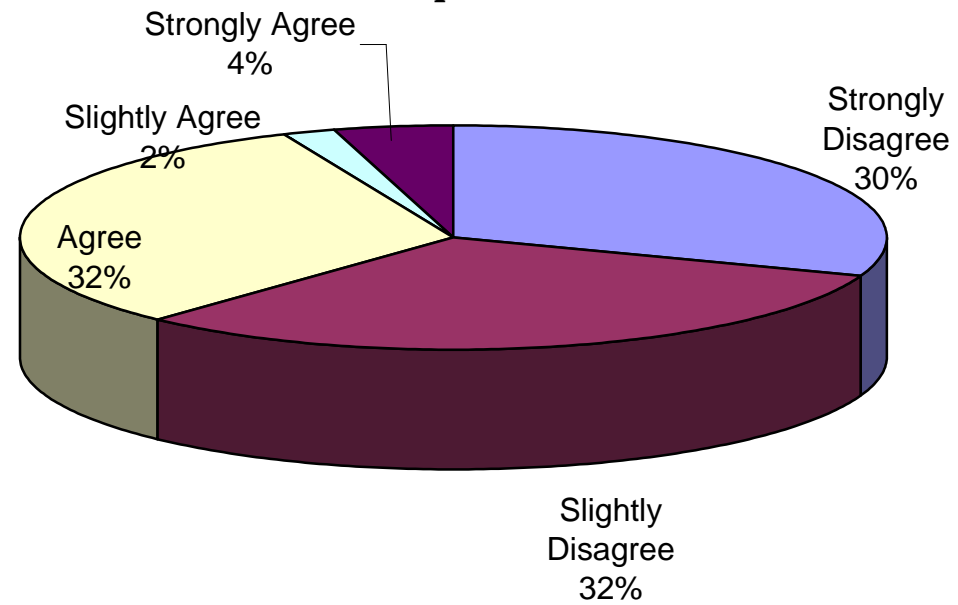
**Adequate Adult Community Services  
All Respondents**



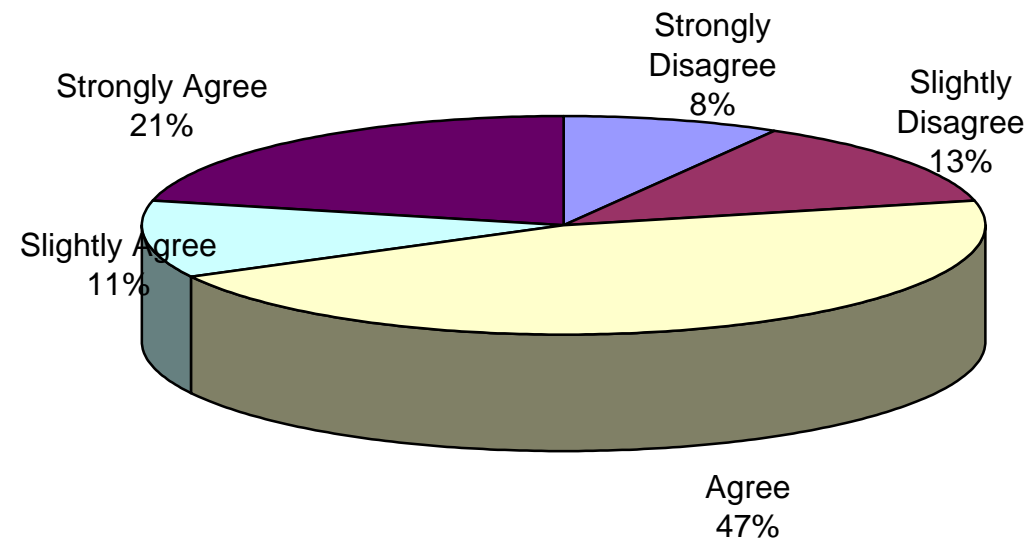
**Family Friendly - All Respondents**



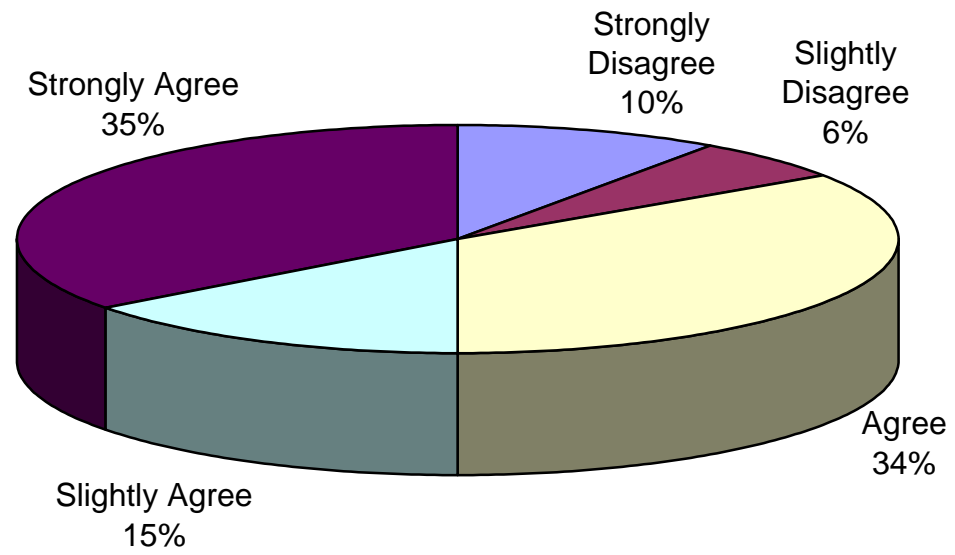
**Adequate Youth Community Services - All Respondents**



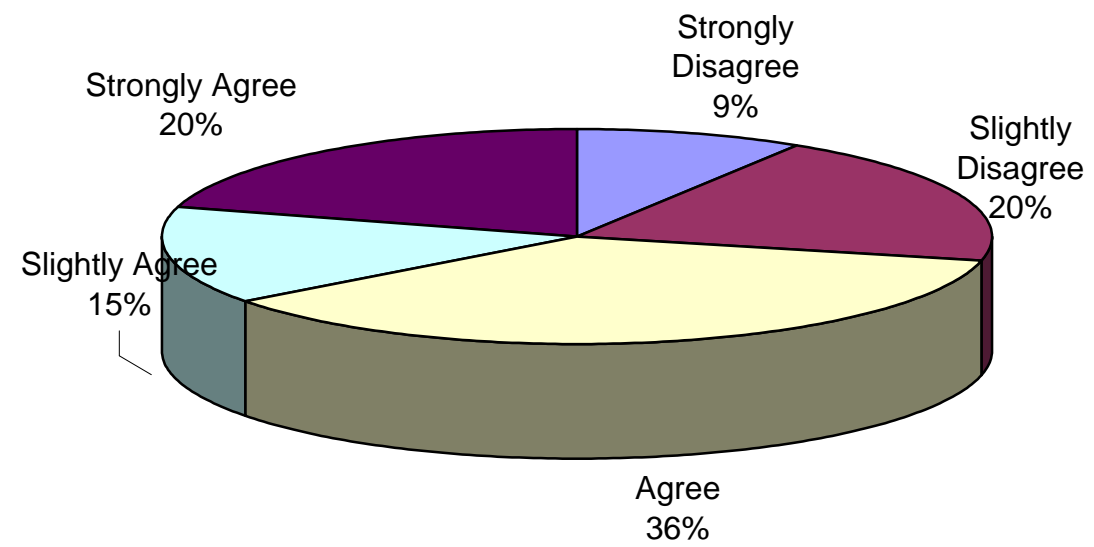
**Religious Diversity - All Respondents**



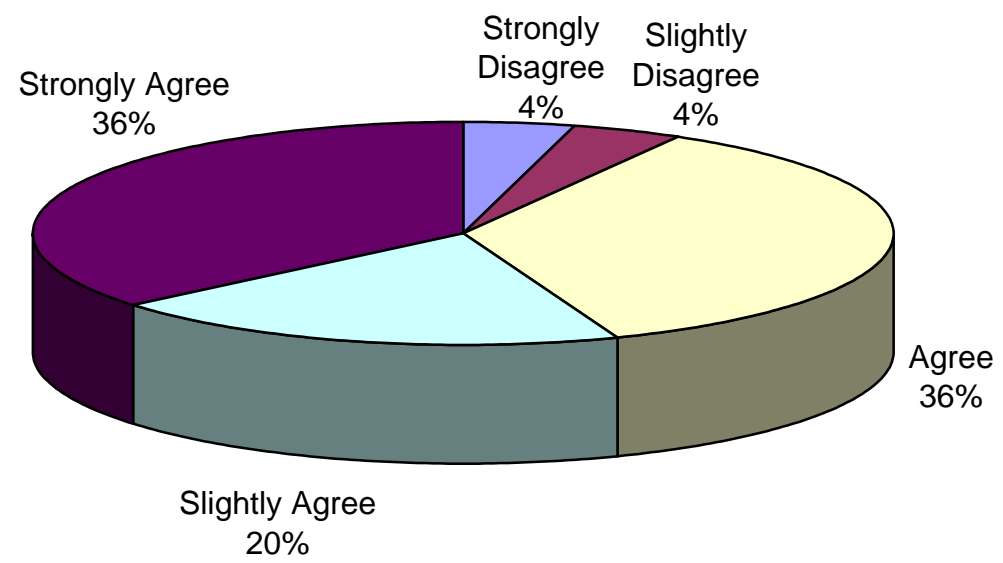
**Community Development - All Respondents**



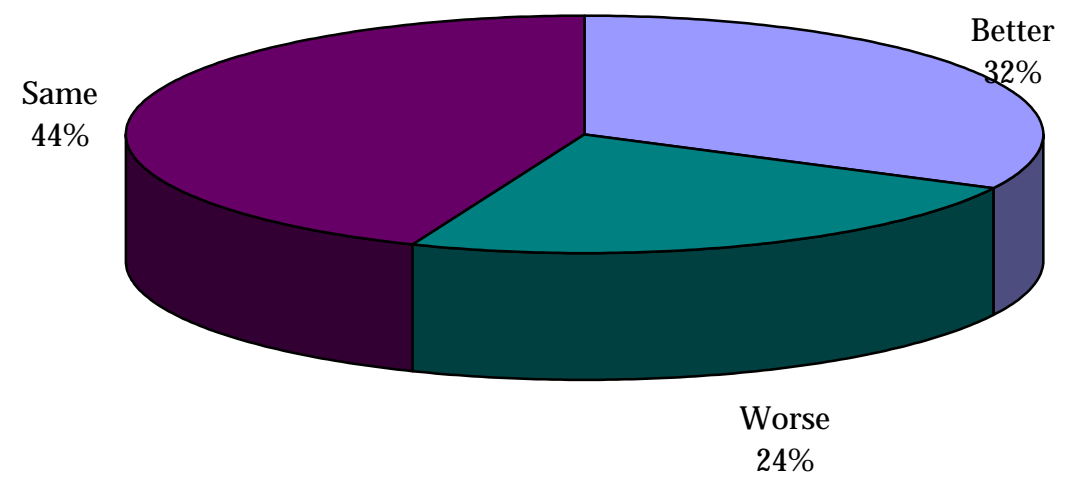
**Residential Development - All Respondents**



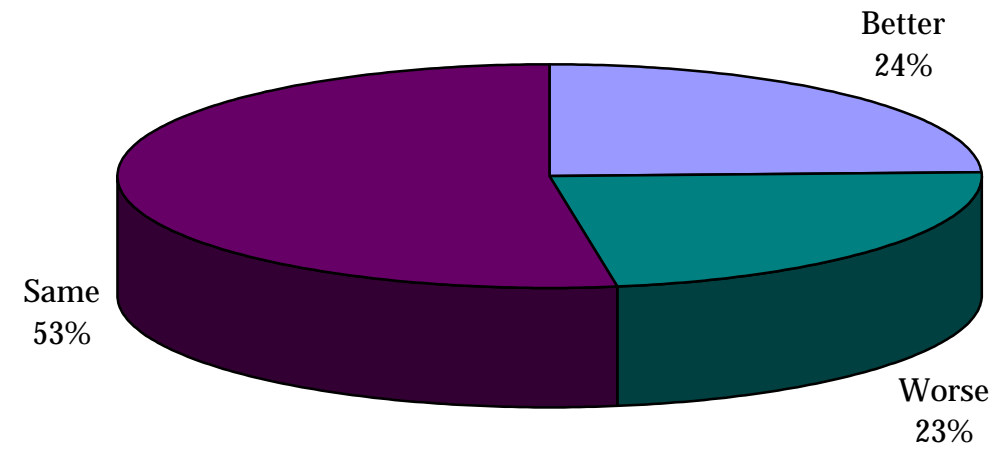
**Agricultural Development - All Respondents**



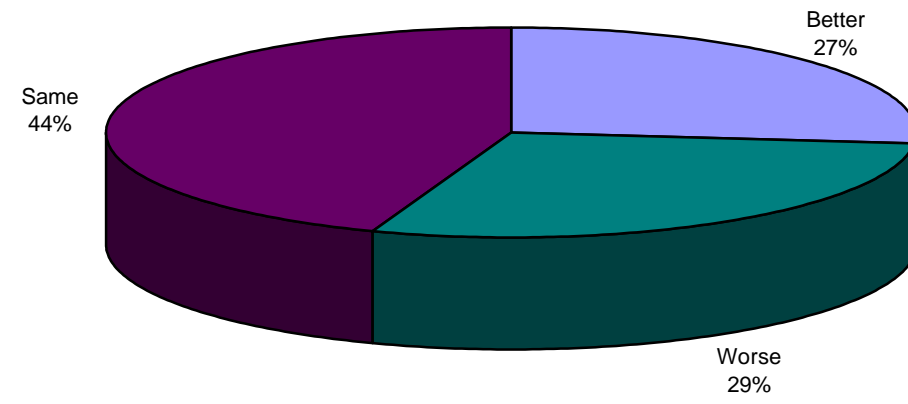
**Next 5 Years - Neighborhood A**



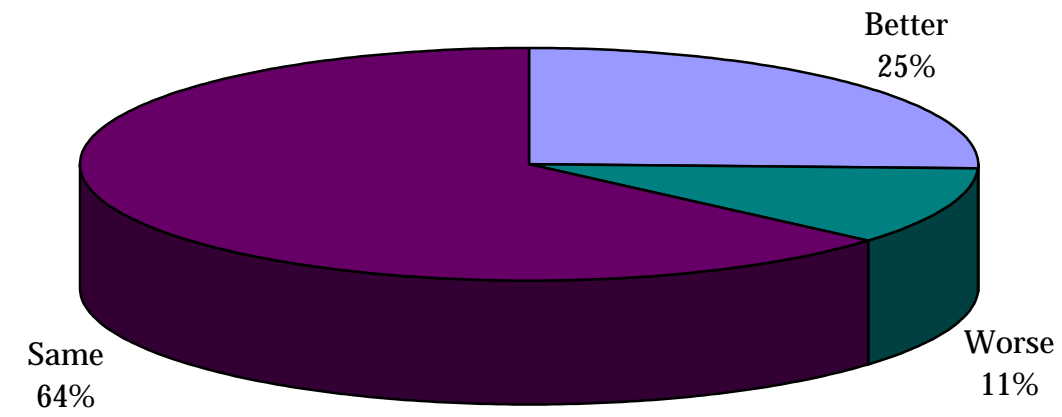
**Next 5 Years - Neighborhood B**

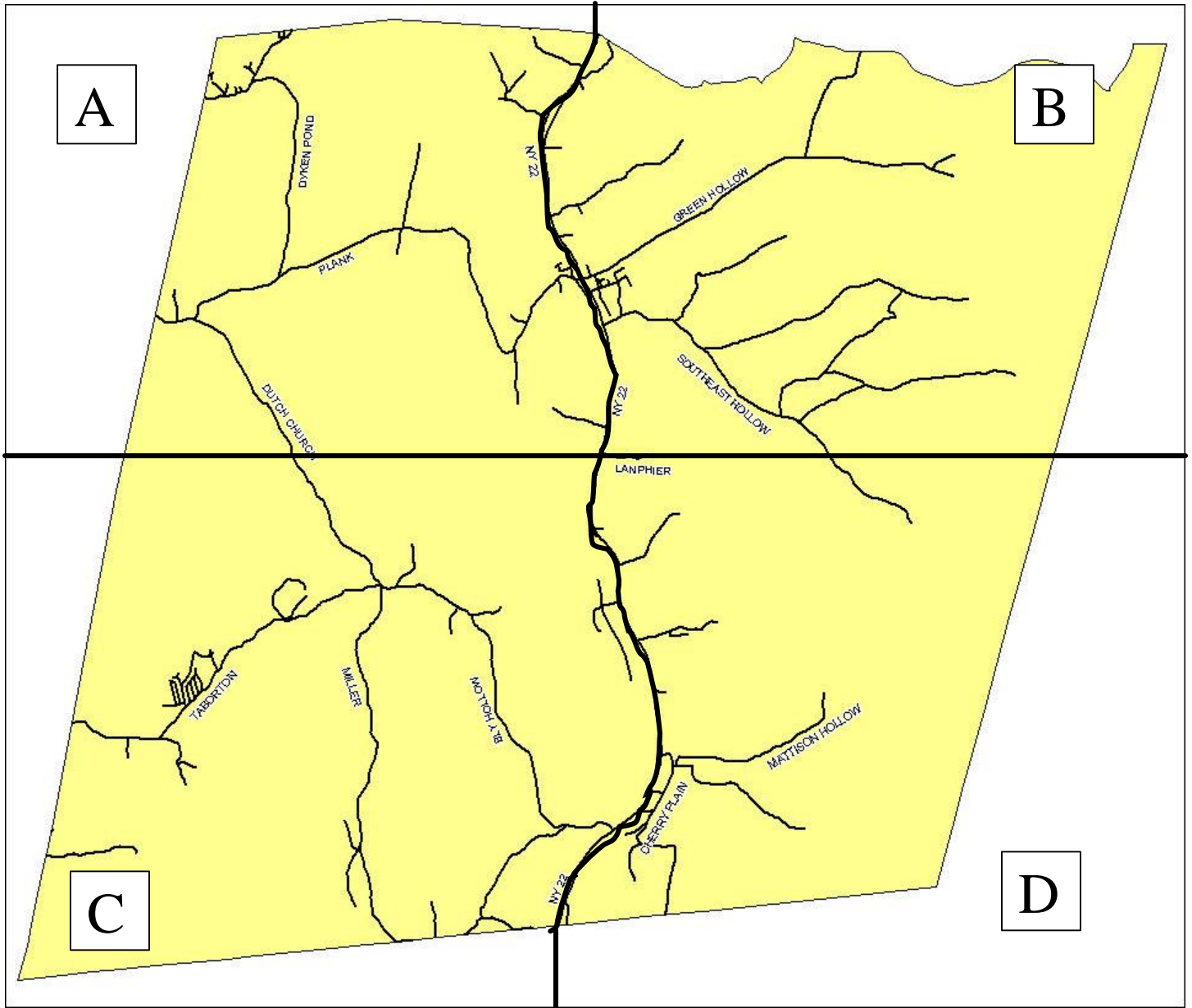


**Next 5 Years - Neighborhood D**



**Next 5 Years - Neighborhood C**





Use Route 22 as the division of West and East